

Wednesday, 1st April

Maths

Revising times tables

One star

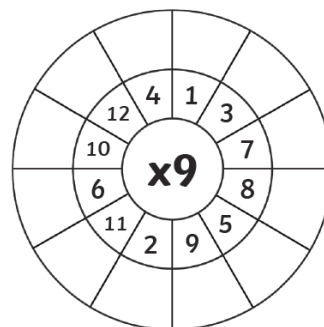
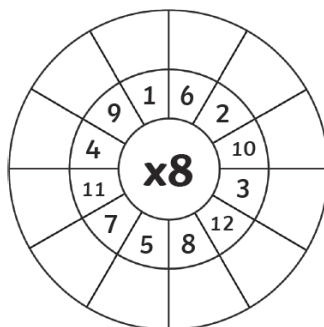
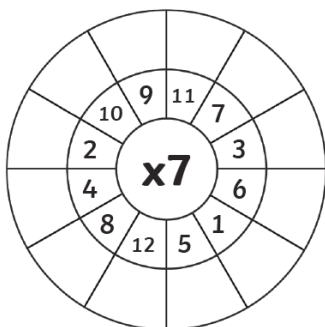
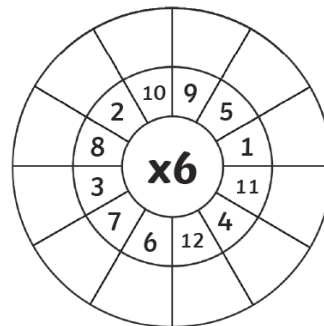
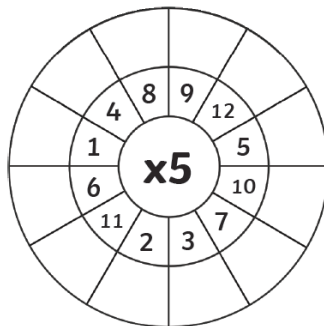
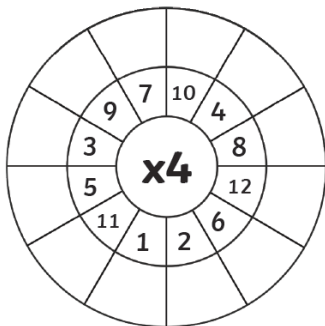
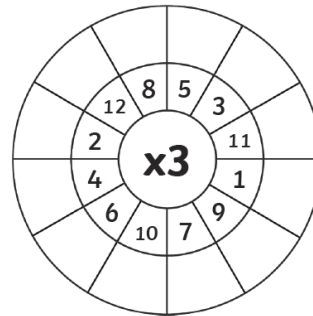
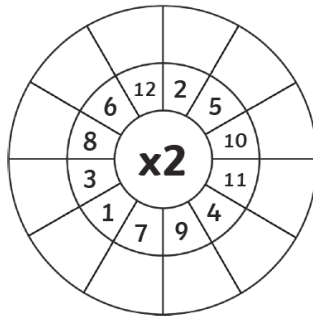
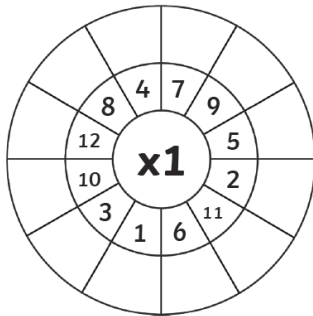
1. Fill in the missing numbers in the multiplication square.

x	1	2	3	4	5	6	7	8	9	10	11	12
1	1	2		4		6		8	9		11	12
2	2		6	8		12	14		18	20		24
3	3			12	15		21	24		30	33	
4		8	12		20	24		32	36		44	48
5	5	10		20	25		35	40		50	55	
6	6		18	24	30	36			54	60		72

7		14	21			42	49	56		70	77	
8	8	16		32	40		56	64	72		88	96
9		18	27		45	54	63		81	90	99	108
10	10		30	40		60	70	80	90	100		120
11		22	33		55	66		88			121	
12	12	24		48	60		84		108	120		144

Multiplication Wheels

Multiply the numbers by the middle number.



English

For your English today you need to write the middle of your story. Remember to build up the action but still describing your characters and setting. Use your five senses to make your story more interesting and your targets sheet to help you to remember what to include.

Do not finish the story! That is tomorrow's work. Follow the guide you planned on Monday to make sure you know which way your story is going.

Beliefs and Values

<https://www.topmarks.co.uk/easter/easterstory.aspx>

Read the Easter story and make a storyboard showing the different events

You could make your own storyboard with a plain piece of paper or work on lined paper.

STORYBOARD: _____ **DATE:** __/__/____ **TITLE:** _____

