




Home Study Learning,



This page of links and ideas is to support you during this time when we are having to stay at home.

Additional to these ideas there will always be regular reading, the homework set by teachers and the use of **Times Table Rockstars** to keep you busy.

If we close teachers will also be posting daily tasks on the website to help you focus on your learning while at home.

Useful websites for online learning activities:

Year 3, 4, 5, 6 Resource Packs from Twinkl-

<https://www.twinkl.co.uk/resources/wellbeing-parents/school-closures-category-free-resources-parents/school-closures-free-resources-parents>

Classroom Secrets Resource Pack-

<https://classroomsecrets.co.uk/free-home-learning-packs/>

BBC Bitesize

<https://www.bbc.co.uk/bitesize/levels/zbr9wmn>

ICT maths and literacy games

<https://www.ictgames.com/mobilePage/literacy.html>

Myths and Legends—online stories

<http://myths.e2bn.org/about/>

Pobble 365—Pictures for inspiring writing.

<http://www.pobble365.com/>

KS 2 Home Learning Pack

<https://www.tts-group.co.uk/home+learning+activities.html>

E-Learning for Kids

<https://en.e-learningforkids.org/math/>

Don't forget the learning opportunities that can come from simple activities such as;

- Cooking and baking
- Playing board games
- Dominoes
- Drawing and painting
- Sudoku, crosswords and wordsearches
- Jigsaw puzzles
- Construction kits, lego and model making
- Growing flowers or vegetables- keeping a plant diary
- Keep a scrap book
- A garden bird watch

Children have access to e-books through :

<https://shropshiresls.wheelers.co/>

Username and password is in children's HomeLink Book.

Please look on the website for further learning activity ideas and updates from teachers!

Home Learning: To calculate the mean average.

This week you will start looking at averages. This includes the mean, mode, median and range. Today you will start with the mean. Below is a simple explanation on how to find it.

Mean

The mean is the average or norm.

Add up all of the values to find a total.

Divide the total by the number of values you added together.

$$2 + 2 + 5 + 6 + 7 + 8 = 30$$

$$30 \div 6 = 5$$

The mean number is

5

1.	9, 7, 8, 8	
2.	8, 7, 9, 8	
3.	1, 2, 7, 6	
4.	2, 3, 9, 2	
5.	4, 9, 4, 7	
6.	5, 5, 8, 6	
7.	7, 1, 10, 2	
8.	3, 1, 8, 8	
9.	9, 7, 6, 2, 3	
10.	7, 10, 6, 5, 7	
11.	13, 8, 9, 8, 2	
12.	2, 8, 12, 4	
13.	15, 12, 8, 10	
14.	8, 8, 15, 1	
15.	12, 4, 7, 3	

16.	10, 11, 9, 2	
17.	9, 9, 6, 2	
18.	9, 8, 8, 1, 7	
19.	12, 13, 2, 2, 6	
20.	3, 2, 14, 9, 6	
21.	8, 9, 16, 15	
22.	8, 16, 19, 15	
23.	4, 11, 13, 15	
24.	17, 10, 16, 6	
25.	14, 15, 18, 5	
26.	9, 5, 13, 3	
27.	20, 10, 17, 20	
28.	13, 13, 5, 4, 12	
29.	3, 10, 4, 9, 18	
30.	19, 18, 3, 5, 14	

For each set of numbers, try and calculate the mean.

English Starter

Task:	Monday	Tuesday	Wednesday	Thursday	Friday
Circle all the nouns.		The boy woke up crying because he had a bad dream.			
Change the reported speech into direct speech. Punctuate carefully.		My teacher asked me to hand out the maths books.			
Write the contracted form of the underlined words.		<u>I</u> am so happy to see you!			
Change these sentences to the past tense:		I want a new bike but don't have enough money.			

English Starter

Task:	Monday	Tuesday	Wednesday	Thursday	Friday
Circle all the nouns.		The <u>boy</u> woke up crying because he had a bad <u>dream</u> .			
Change the reported speech into direct speech. Punctuate carefully.		My teacher asked me to hand out the maths books. e.g. "Will you hand the books out?" asked the teacher.			
Write the contracted form of the underlined words.		<u>I</u> am so happy to see you! I'm			
Change these sentences to the past tense:		I want a new bike but don't have enough money. I wanted a new bike but didn't have enough money.			



Tuesday's English for Year 6

L.O: *To plan a story from a point of view.*



Imagine you are the bird in this picture. Plan a story from your point of view of your trip through the rainforest.

Make notes about your opening, journey and ending.

Think about:

What you might see?

What you might hear?

Where are you going to end up?

How does the smaller bird in the picture come into it?

Today's other activity:

L.O: To understand the meaning behind Pentecost Sunday.

The following slides explain the story behind the Christian Celebration of Pentecost.

Read through each slide and then complete the following task.

Click on the flame symbol for more information or questions about what you have read.

Pentecost



Where did it happen?

Who was involved?

What happens first of all?

What happens next?

What happens in the end?

God's Gift

After Jesus' resurrection from death, after the crucifixion, he remained among his friends and family for forty days.



Think About It

Why might the disciples need help spreading the message of God's love?




Waiting

While on the mountain, the clouds descended. Jesus left his disciples for the last time and ascended into heaven.



Discuss It

How might the disciples be feeling at this time? Why?




The Gift Arrives



Suddenly, the room was filled with the sound of a violent wind! Tongues of fire appeared, separated and came to rest above each person's head, but no one was burned!

Each of the disciples were filled with the Holy Spirit.




Spreading God's Message

Suddenly, the disciples realised they could speak different languages! The Holy Spirit enabled them to speak different languages and they were amazed!



Discuss It

Why was it necessary for the disciples to be able to speak different languages to spread God's message?



The Gift of the Holy Spirit

The disciples were talking away and their voices carried out into the streets. Jerusalem was full of people from many different countries at that time and they were amazed to realise that they could understand what the disciples were saying in their own language.

Peter appeared and spoke to the people:

Fellow Jews and all who are in Jerusalem. Jesus was crucified and rose from the dead. You must all repent and be baptised for the forgiveness of your sins, then you too will receive the gift of the Holy Spirit!



Christian Beliefs About the Holy Spirit

Some Christians believe they receive the Holy Spirit when they accept Christ and are baptised as Christians.

Some Christians believe that the Holy Spirit is always with them, and therefore, God is always with them.



Some Christians believe that the Holy Spirit teaches them and takes care of them, helping them to make the right choices.

Many Christians believe that Pentecost is the birth of the Christian Church and is celebrated 50 days after Easter.

Symbols of Pentecost

The dove represents the Holy Spirit. When Jesus was baptised by his cousin, John the Baptist, a dove appeared, bringing the Holy Spirit to him.



The colour red is used in some Christian churches as a symbol of the flames appearing on the disciples' heads.

