




Home Study Learning,



This page of links and ideas is to support you during this time when we are having to stay at home.

Additional to these ideas there will always be regular reading, the homework set by teachers and the use of **Times Table Rockstars** to keep you busy.

If we close teachers will also be posting daily tasks on the website to help you focus on your learning while at home.

Useful websites for online learning activities:

Year 3, 4, 5, 6 Resource Packs from Twinkl-

<https://www.twinkl.co.uk/resources/wellbeing-parents/school-closures-category-free-resources-parents/school-closures-free-resources-parents>

Classroom Secrets Resource Pack-

<https://classroomsecrets.co.uk/free-home-learning-packs/>

BBC Bitesize

<https://www.bbc.co.uk/bitesize/levels/zbr9wmn>

ICT maths and literacy games

<https://www.ictgames.com/mobilePage/literacy.html>

Myths and Legends—online stories

<http://myths.e2bn.org/about/>

Pobble 365—Pictures for inspiring writing.

<http://www.pobble365.com/>

KS 2 Home Learning Pack

<https://www.tts-group.co.uk/home+learning+activities.html>

E-Learning for Kids

<https://en.e-learningforkids.org/math/>

Don't forget the learning opportunities that can come from simple activities such as;

- Cooking and baking
- Playing board games
- Dominoes
- Drawing and painting
- Sudoku, crosswords and wordsearches
- Jigsaw puzzles
- Construction kits, lego and model making
- Growing flowers or vegetables- keeping a plant diary
- Keep a scrap book
- A garden bird watch

Children have access to e-books through :

<https://shropshiresls.wheelers.co/>

Username and password is in children's HomeLink Book.

Please look on the website for further learning activity ideas and updates from teachers!



Thursday's Maths for Year 4

This week we will be focusing on Data Handling.

Data is information. We will be looking at tables, charts and graphs and problem solving.

1 *

Use the attached sheet to interpret your data from yesterday's work.

2 **

Use the attached sheet to interpret your data from yesterday's work.

3 ***

Use the attached sheet to interpret your data from yesterday's work.



Thursday's English for Year 4

This week we will be focusing on Poetry. In particular thinking about poems to do with water and rivers


Today you will be using your notes to write an Shape Poem. This is where the word your poem is written in a shape. Your river poem will need to be written in the shape of a river. See the example below

*

**Write a new poem about rivers using your notes.
Write it in the shape of a river. It may be helpful to
outline this using a pencil on your page.**

***Think about the animals and plants which use the
river as their home***

Afterwards you can decorate your page.




** and ***

**Write a new poem about rivers using your notes. Write it
in the shape of a river. It may be helpful to outline this
using a pencil on your page.**

***Think about the animals and plants which use the river as
their home***

Afterwards you can decorate your page.



Today's other activity:

Attached is a document called *Layers of the Ocean* which you used yesterday.

Read through the rest of the pages and learn about how each layer is different.

Create a piece of artwork to show the Layers of the Ocean.

You could do this by drawing each layer and labelling with information/animals/plant life which live in each layer. Or draw pictures for each layer of these things.

A collage or a picture of the colours which represent each layer.

