

# Year 5 Home Learning

Date: Monday 29<sup>th</sup> June

Follow this sheet to revisit a topic from year 5 maths. Complete as much as you feel confident doing.

## L.O: Converting imperial units.

### Mathematical Talk

What do we still use inches to measure?  
What do we still use pounds to measure?  
What do we still use pints to measure?  
Why do you think we still use these imperial measures?

What does approximate mean?

This is the first time we will have been introduced to the conversions of imperial units. Take a look at this page to help introduce them

<https://www.bbc.co.uk/bitesize/topics/z4nsgk7/articles/zwbndxs>

Then use the conversions to convert these imperial and metric units.

4

Kate and Saira weigh 185 lbs.  
Saira and Lucy weigh 186 lbs.  
Kate and Lucy weigh 201 lbs.

How much do Kate, Saira and Lucy weigh altogether?

Convert your answer into kilograms.

5

A milkman delivers milk, 4 times a week. On each delivery day, he delivers three pints of milk to the doctors' surgery. How many millilitres of milk does the surgery have delivered each week?



1

One inch is approximately 2.54 centimetres  
 $1 \text{ inch} \approx 2.54 \text{ cm}$

Use this information to complete the table.

| Imperial   | Metric   |
|------------|----------|
| 10 inches  |          |
|            | 50.8 cm  |
|            | 5 m 8 cm |
| 400 inches |          |

2

1 kilogram is approximately 2.2 pounds  
 $1 \text{ kg} \approx 2.2 \text{ lbs}$

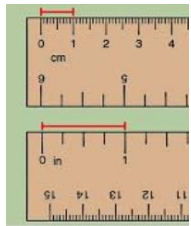
Use this information to complete the conversions.

$2 \text{ kg} \approx \underline{\quad} \text{ lbs}$        $5 \text{ kg} \approx \underline{\quad} \text{ lbs}$   
 $\underline{\quad} \text{ kg} \approx 22 \text{ lbs}$        $55 \text{ kg} \approx \underline{\quad} \text{ lbs}$

3

There are 568 millilitres in a pint.  
How many millilitres are there in:

■ 10 pints      ■ 5 pints      ■ 0.5 pints      ■ 2.5 pints



## English: Rainforest narrative

To create and describe a character.

- Today you are going to create a character for your own rainforest story that you are going to write later this week.
- Think about the characters from the 3 rainforest stories that you have listened to.
- What would you like your own story's main character to be like?
- It could be:
  - a child from a rainforest tribe (3\* trickier option)
  - a child from England who visits the rainforest
  - yourself, written as first person (1\* simpler option)
- Look at the next slides for examples of how you can create your character. You can draw boxes and write titles in your workbook to create any of the templates if you would like that support. Or you can create and describe your character in your own way straight into your book.
- There is also a word bank of powerful adjectives to describe your character.

# Character Profile

My character looks like...

My character's actions are...


My character's personality is...

My character changes because...

For this option, draw your character in the middle and use the prompts around the edge. You can add extra information too!

For this option, you can draw your character in the middle if you want to.

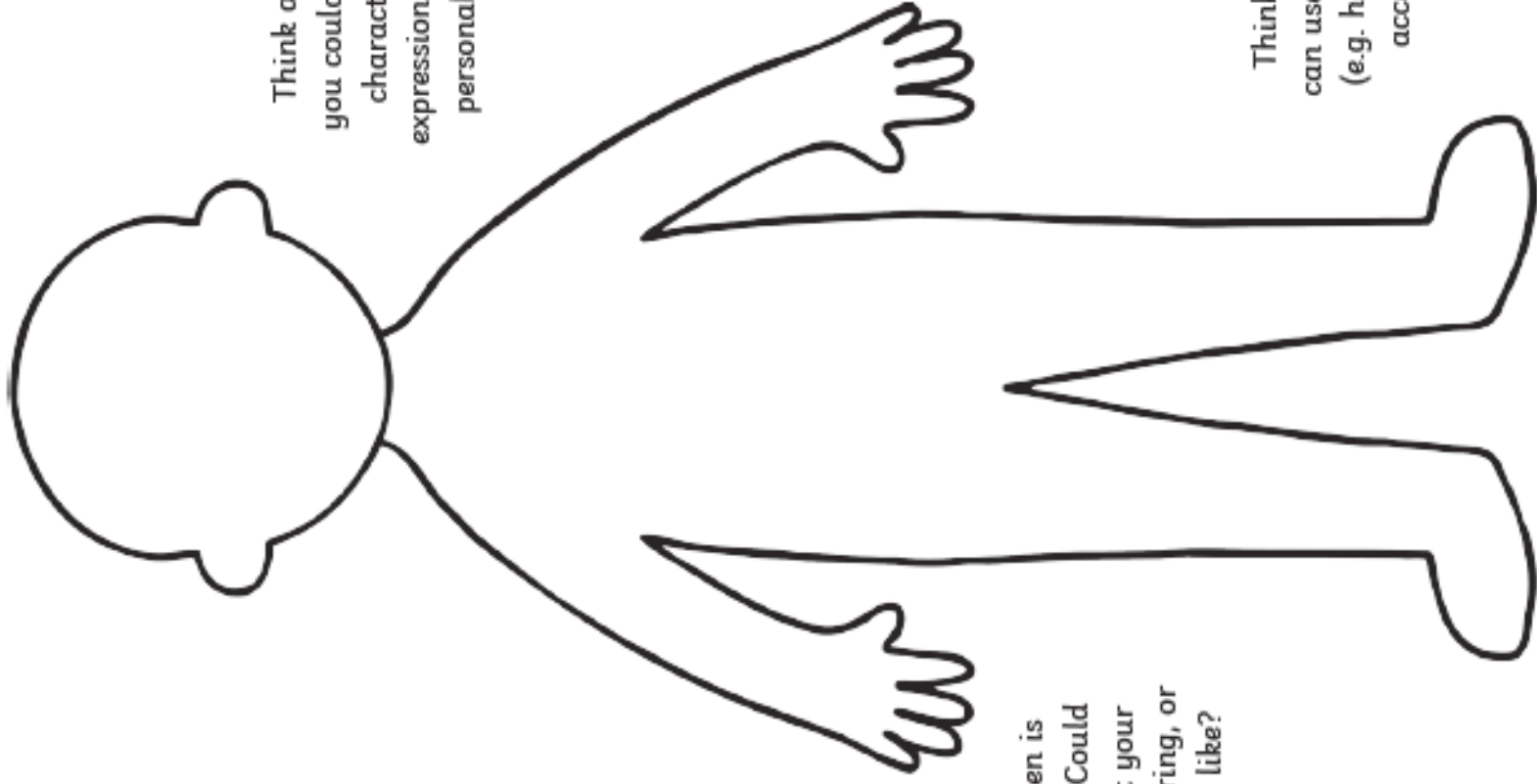
## Character Description

|  |   |
|--|---|
| <b>External Features</b><br>What do you see on the outside?                          | <b>Internal Features</b><br>What are their thoughts and feelings? |
|  |   |
| List three synonyms for 'said' to show how the character talks:                      |   |
| List three ambitious adjectives to describe the character:                           |   |

For this option, draw your character using the prompts around the edge of this example.

## Character Description

Use the template to draw what your character looks like.



Think about how you could draw your character's facial expressions to get their personality across.

Where and when is your story set? Could this affect what your character is wearing, or what they look like?

Think of details you can use in a description (e.g. hairstyle, clothes, accessories, etc.).

|            |            |              |               |
|------------|------------|--------------|---------------|
| calm       | aggressive | daunting     | idiotic       |
| wicked     | polite     | sinister     | irresponsible |
| friendly   | ambitious  | fiery        | cheery        |
| shy        | deceptive  | anxious      | calamitous    |
| grateful   | modest     | self-assured | awkward       |
| reckless   | serious    | gentle       | honest        |
| thoughtful | lively     | lazy         | despondent    |



adventurous  
aggressive

beautiful  
bold  
boring  
calm  
caring  
clever  
cunning  
dainty  
cute  
funny  
good-looking  
grumpy



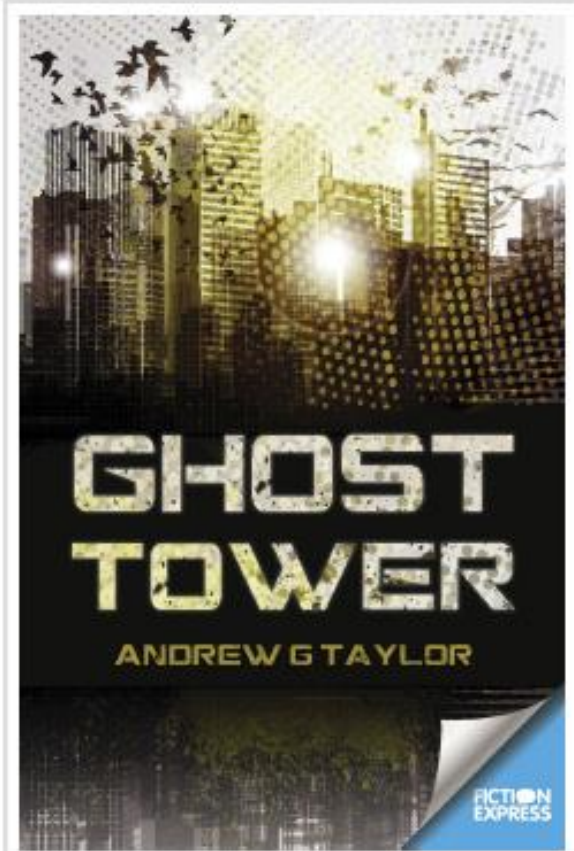
plump  
practical  
pretty  
rich  
rough  
sad

handsome  
happy  
hardworking  
helpful  
honest  
merry  
moody  
neat  
plain



scruffy  
short  
shy  
silly  
smart  
spotty  
stupid  
sweet  
tall  
ugly  
wrinkled

# Other/Extra: Reading



## Today

We would like you to read Chapter 5 of Ghost Tower. This may take some time, so if needs be, keep coming back to it during the week and then complete the activity, following the completion of the chapter, at the end of the week!

Chapter 5 – The Collector Revealed! (see other attachment!)

Fiction Express is an online reading platform, that school buy into, enabling all the children to read the text together, across the year group!