

# Year 5 Home Learning

Date: Thursday 4<sup>th</sup> June

Follow this sheet to visit a topic from year 5 maths. Complete as much as you feel confident doing.

Warm up- Angle hunters

Can you find these angles in your house or garden.

Acute- smaller than 90'

Right angle- 90'

Straight line – 180'

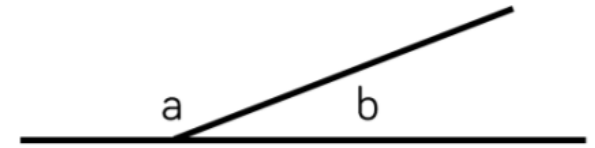
Obtuse- larger than 180'

Try to find 3 examples of each.

L.O: Angles on a straight line.

The angles on a straight line equal 180 degrees. Using this knowledge we can work out the size of angles that might be missing. If I had a straight line showing an angle of 30' on it, I would need to subtract 30 from 180. This tells me the missing angle will be 150 degrees.

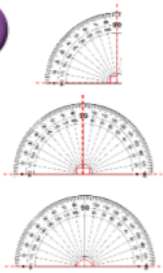
5 Here are two angles.



Angle b is a prime number between 40 and 50

Use the clue to calculate what the missing angles could be.

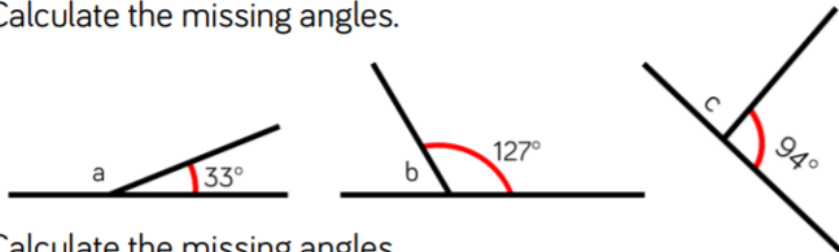
1



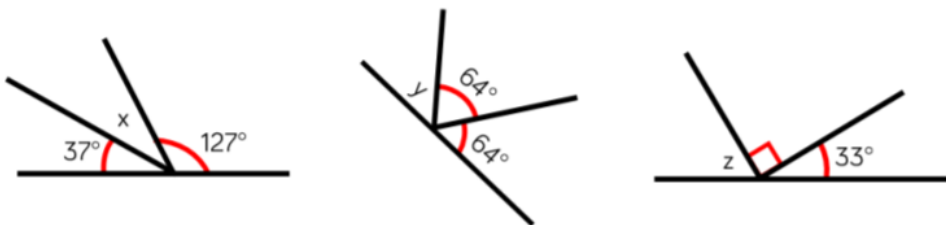
There are \_\_\_\_\_ degrees in a right angle.  
 There are \_\_\_\_\_ right angles on a straight line.  
 There are \_\_\_\_\_ degrees on a straight line.

Calculate the missing angles.

2




Calculate the missing angles.



3

A snowboarder attempts a 180° spin but doesn't quite make it. How many degrees has he missed the turn by?



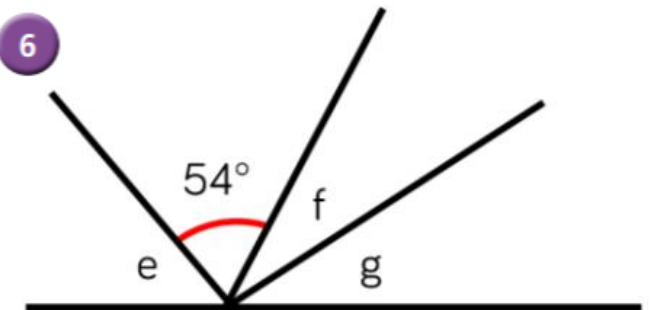
4

Jack is measuring two angles on a straight line.

My angles measure 73° and 108°

Explain why at least one of Jack's angles must be wrong.

6



- The total of angle f and g are the same as angle e
- Angle e is 9° more than the size of the given angle.
- Angle f is 11° more than angle g

Calculate the size of the angles.

# English – SPaG focus this week (Spelling, Punctuation and Grammar)

## Linking Paragraphs



You can also use **adverbs** and other **adverbial phrases** to **link paragraphs together smoothly**.

It was four o'clock, and old Mr Coxtan was sleeping soundly in his chair.  
→ **Nearby**, Mrs Smith was weeding her garden. She sang as she went along.



# English

1

Read each of these paragraph beginnings. Draw a line to show whether the underlined word or phrase shows a change in time, place or number.

Later, the nurse looked at my ankle.  
She said it was broken in two places.

time

Thirdly, I started to screw the  
different pieces together, one at a time.

place

At Grandad's house, Clare set up the  
chessboard and made two cups of tea.

number

# English

2

Draw lines to show whether each word or phrase would link paragraphs by time, place or number.

in Ian's room

before breakfast

at the garage

this week

PLACE

fourthly

secondly

NUMBER

above that

next to him

TIME

behind me

thirdly

every day

at 5 pm

firstly



# English

3

Use one of the words or phrases from the middle row to link these paragraphs.

In the morning, George went to buy the ingredients for his lemon cake. It took over an hour.

....., he started mixing and measuring.

Secondly, I covered the exercise book in colourful patterned paper.

....., I used some sticky plastic to make the book waterproof and keep it looking neat.

That afternoon

Under the table

Last week

Thirdly

My brother Jeremy loves doing science experiments — even in the house!

....., he mixed lots of Mum's hair products together. It exploded everywhere!

I was really enjoying the spaghetti Dad had made for tea, but I kept dropping bits accidentally.

....., our cat was eating the scraps, but he couldn't manage the spaghetti!

# English

4

Write the first two sentences of the next paragraph in each story, starting with an adverbial phrase. Underline your adverbial phrase once you've written it.

PC Collins started searching the alleyway first. He couldn't find any of the missing jewels. PC Gregson suggested they look elsewhere.

.....

.....

.....

I sat down at the table, trying desperately not to look at the fridge. I knew I shouldn't open it, but the temptation to peek inside was too strong.

.....

.....



# Other/Extra: Geography:

Over the course of this half term we would like your child to undertake their own research based on 'Geography'. Work produced will be collected and presented in their portfolio book or on paper or as a poster/leaflet etc. Children should aim to try and complete an activity each day (This week Thursday and Friday – following weeks Wednesday/Thursday/Friday – due to reading the first two days!)

Children should try to vary what they do (so not making a model every week).

If your child needs to use the computer for their research, try one of the child friendly search engines listed below.

<https://www.kiddle.co/>

<https://www.kidtopia.info/>

<https://www.kidzsearch.com>

<https://www.factmonster.com>

## So Today...

Write a list of the top 5 largest countries in the world and find out:

1. How big are they?
2. What's their capital city?
3. What their population is?
4. What famous landmarks/places do they have?
5. What language do they speak?
6. How are they run? King/Queen/President/Parliament etc inc. who they are?