

Year 5 Home Learning

Date: Tuesday 30th June

Maths


Continue looking at the previous sheet based on converting units of measure between metric and imperial.

Take a look at this poster, it helps understand the conversions between imperial and metric measurements. I really like how they use images to help understand where you might experience each type of measurement.

Can you create a 'help sheet' or 'poster' to show your understanding around the conversions.


You may wish to do further research first.

Metric → Imperial
Imperial → Metric




1 inch = 2.54 cm

To convert **inches** to **cms**: multiply by 2.54
To convert **cms** to **inches**: divide by 2.54




1 gallon = 4½ litres

To convert **gallons** to **litres**: multiply by 4.5
To convert **litres** to **gallons**: divide by 4.5




1 Km = 5/8 mile

To convert **Kilometres** to **miles**: multiply by 5/8 (0.625)
To convert **miles** to **Kilometres**: divide by 5/8 (0.625)



1 litre = 1¾ pints

To convert **litres** to **pints**: multiply by 1¾ (1.75)
To convert **pints** to **litres**: divide by 1¾ (1.75)



1 Kg = 2.2 lbs

To convert **Kilograms** to **pounds**: multiply by 2.2
To convert **pounds** to **Kilograms**: divide by 2.2


English: Rainforest narrative

To plan a story.

- Remind yourself of the storylines in the rainforest stories that you listened to last week. You could look back on your notes about them.
- Yesterday you created your main character for your story. Today you are going to plan ***what happens to the character***. This is their **storyline**.
- What themes do you want to have in your story? Try to incorporate some:
 - tribes and rainforest people
 - deforestation
 - plants and uses of the rainforest
 - rainforest animals
 - action, excitement, fear, scary parts, learning
- Look at my example on the next slide.

| | |
|-------------------------------|--|
| My character is... | Ramula. A 10 year old girl from the Nadu tribe in the Amazon. |
| Who wants... | To protect the animals that she has grown up with. |
| But the problem is... | A big company have come to their part of the forest. They are cutting down trees for palm oil and destroying the animals homes. The animals are frightened, hungry and have no trees to live in. Ramula's animal friends' lives are in danger. |
| So they solve it by... | They march to the big company's offices and demand a meeting. Ramula takes her favourite animals and explains the consequences of their actions. They refuse to leave until the company change their ways! |
| And in the end... | The company work with the villagers to sustainably cut down trees - they plant 2 new trees for each one they cut down. As payment for their advice and wisdom, the company open a sanctuary for the animals that were injured or lost their homes. |

This is your character from yesterday.



Make sure you don't write the story – you are just planning your ideas!

Other/Extra: Following Reading of Chapter 5 – Literacy Based

Complete these questions:

1. Did you enjoy reading the final chapter of Ghost Tower? Did the fast-paced action keep your attention and interest right through to the end of the story?
2. Do you think that Leanne would make a good superhero? Explain why you think this. Refer to incidents in the story to back up your ideas.
3. What did you think of the first paragraph of chapter 5? Which phrases in this first paragraph do you think were the most dramatic and exciting?
4. Who did Leanne think the Shades were reaching for when they appeared on the roof? Who were they reaching for?
5. Was the Serpent demon surprised when the Shades began attacking it? How do you know this?

Art Activities – Complete one of these two activities for the end of the chapter:

The Amulet of Shang is not really described in this story. Design your own power amulet. Think about the shape, colour and special powers it may hold.

Draw, paint or collage a picture of the urn that Sol collected from China and hid in the basement of the Shang Tower. Use the description from chapter 5 to help. Remember to add all the animals and choose your green tones carefully.