




Home Study Learning.



This page of links and ideas is to support you during this time when we are having to stay at home.

Additional to these ideas there will always be regular reading, the homework set by teachers and the use of **Times Table Rockstars** to keep you busy.

If we close teachers will also be posting daily tasks on the website to help you focus on your learning while at home.

Useful websites for online learning activities:

Year 3, 4, 5, 6 Resource Packs from Twinkl-

<https://www.twinkl.co.uk/resources/wellbeing-parents/school-closures-category-free-resources-parents/school-closures-free-resources-parents>

Classroom Secrets Resource Pack-

<https://classroomsecrets.co.uk/free-home-learning-packs/>

BBC Bitesize

<https://www.bbc.co.uk/bitesize/levels/zbr9wmn>

ICT maths and literacy games

<https://www.ictgames.com/mobilePage/literacy.html>

Myths and Legends—online stories

<http://myths.e2bn.org/about/>

Pobble 365—Pictures for inspiring writing.

<http://www.pobble365.com/>

KS 2 Home Learning Pack

<https://www.tts-group.co.uk/home+learning+activities.html>

E-Learning for Kids

<https://en.e-learningforkids.org/math/>

Don't forget the learning opportunities that can come from simple activities such as;

- Cooking and baking
- Playing board games
- Dominoes
- Drawing and painting
- Sudoku, crosswords and wordsearches
- Jigsaw puzzles
- Construction kits, lego and model making
- Growing flowers or vegetables- keeping a plant diary
- Keep a scrap book
- A garden bird watch

Children have access to e-books through :

<https://shropshiresls.wheelers.co/>

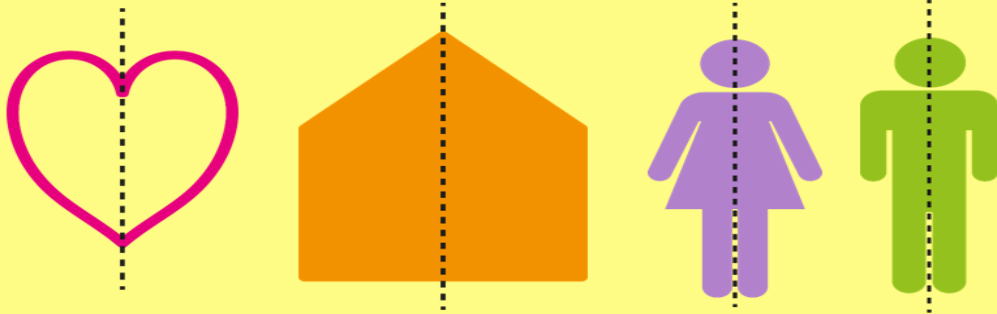
Username and password is in children's HomeLink Book.

Please look on the website for further learning activity ideas and updates from teachers!

Home Learning: To find lines of symmetry in 2D shapes.

Today you are going to look at how to find lines of symmetry in shapes. Use the reminder below to help with the task on the next slide.

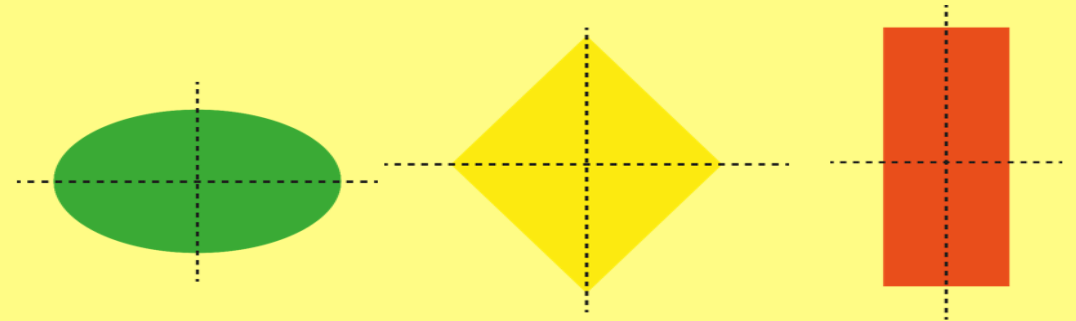
Symmetry



Reflective Symmetry (1 line of symmetry)

Reflection symmetry is where one half of the image is the reflection of the other half. You could fold the image and have both halves match exactly.

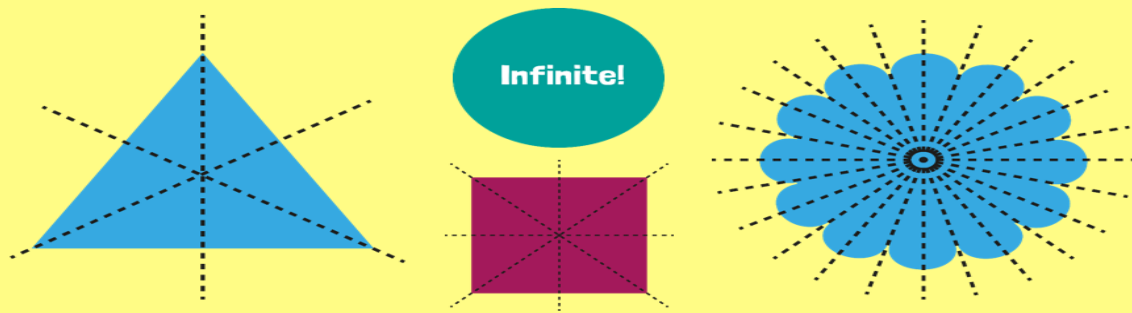
Symmetry



2 Lines of Symmetry

The line showing the reflection is called the line of symmetry.

Symmetry




3 or More Lines of Symmetry



The line showing the reflection is called the line of symmetry.

Remember... not all shapes will have a line of symmetry!

Task... Find the lines of symmetry in the shapes below.



How many lines of symmetry does each shape have?



English Starter

Task:	Monday	Tuesday	Wednesday	Thursday	Friday
Use I or me to complete these sentences:					Should Marlon and tidy up now?
Underline the past perfect verb form.					The leaves had blown on to the pond and all across the garden.
Add brackets in the correct place.					I've known Kelly my best friend since we were just 4 years old.
Identify whether these sentences are active or passive:					The wall is being painted yellow.

English Starter

Task:	Monday	Tuesday	Wednesday	Thursday	Friday
Use I or me to complete these sentences:					Should Marlon and I tidy up now?
Underline the past perfect verb form.					The leaves had blown on to the pond and all across the garden.
Add brackets in the correct place.					I've known Kelly (my best friend) since we were just 4 years old.
Identify whether these sentences are active or passive:					The wall is being painted yellow. passive



Friday's English for Year 6

L.O: To make a spelling game for year 5 and 6 national curriculum words.

Some of the spellings for year 5 and 6 children are quite tricky! Today, you are going to design a game that someone could play to help them learn the list of words. Make sure you create a game that someone would like to play. The spellings for year 5 and 6 are included on this slide.

You MUST include a set of instructions with your game!

Be creative!

accommodate	communicate	equip	immediately	physical	sincerely
accompany	community	equipped	individual	prejudice	soldier
according	competition	equipment	interfere	privilege	stomach
achieve	conscience	especially	interrupt	profession	sufficient
aggressive	conscious	exaggerate	language	programme	suggest
amateur	controversy	excellent	leisure	pronunciation	symbol
ancient	convenience	existence	lightning	queue	system
apparent	correspond	explanation	marvellous	recognise	temperature
appreciate	criticise	familiar	mischievous	recommend	thorough
attached	curiosity	foreign	muscle	relevant	twelfth
available	definite	forty	necessary	restaurant	variety
average	desperate	frequently	neighbour	rhyme	vegetable
awkward	determined	government	nuisance	rhythm	vehicle
bargain	develop	guarantee	occupy	sacrifice	yacht
bruise	dictionary	harass	occur	secretary	
category	disastrous	hindrance	opportunity	shoulder	
cemetery	embarrass	identity	parliament	signature	
committee	environment	immediate	persuade	sincere	

Today's other activity:

L.O: To write creatively.

Your task today... Free Write Friday!

You need to use the photo below to decide what to write. This is Nellie the Elephant and she has just left the ruined circus. Where is she going? Why did the circus burn down?



You could write the story of Nellie's journey; a diary entry; a newspaper report of the fire or a persuasive letter about using animals in the circus.

It is up to you!



Mindfulness Task...

Last week, you reviewed your week and set yourself a goal.

This week, think about the questions below.

How would you respond to them?

Ask a member of your family the same questions. How did they answer differently to you?

1. What are you thankful for today? Why?
2. What magic power do you wish you had? Why?
3. If you could do anywhere, where would you go? Why?