


Home Study Learning,



This page of links and ideas is to support you during this time when we are having to stay at home.

Additional to these ideas there will always be regular reading, the homework set by teachers and the use of **Times Table Rockstars** to keep you busy.

If we close teachers will also be posting daily tasks on the website to help you focus on your learning while at home.

Useful websites for online learning activities:

Year 3, 4, 5, 6 Resource Packs from Twinkl-

<https://www.twinkl.co.uk/resources/wellbeing-parents/school-closures-category-free-resources-parents/school-closures-free-resources-parents>

Classroom Secrets Resource Pack-

<https://classroomsecrets.co.uk/free-home-learning-packs/>

BBC Bitesize

<https://www.bbc.co.uk/bitesize/levels/zbr9wmn>

ICT maths and literacy games

<https://www.ictgames.com/mobilePage/literacy.html>

Myths and Legends—online stories

<http://myths.e2bn.org/about/>

Pobble 365—Pictures for inspiring writing.

<http://www.pobble365.com/>

KS 2 Home Learning Pack

<https://www.tts-group.co.uk/home+learning+activities.html>

E-Learning for Kids

<https://en.e-learningforkids.org/math/>

Don't forget the learning opportunities that can come from simple activities such as;

- Cooking and baking
- Playing board games
- Dominoes
- Drawing and painting
- Sudoku, crosswords and wordsearches
- Jigsaw puzzles
- Construction kits, lego and model making
- Growing flowers or vegetables- keeping a plant diary
- Keep a scrap book
- A garden bird watch

Children have access to e-books through :

<https://shropshiresls.wheelers.co/>

Username and password is in children's HomeLink Book.

Please look on the website for further learning activity ideas and updates from teachers!

Home Learning: To problem solve with shape.

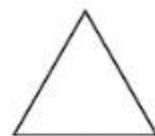
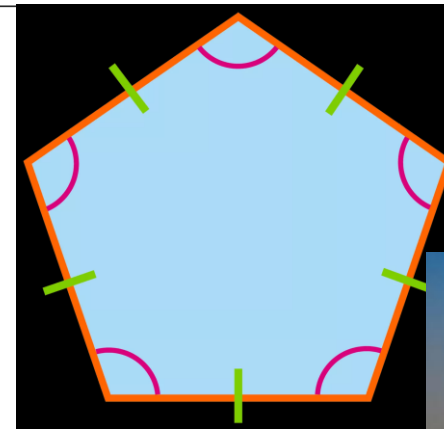


We have looked at 2-D and 3-D shapes including their nets.

Using what we have revised, how many of the statements can you solve.

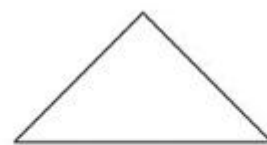
Is the statement always true, sometimes true or never true.

Remember you can draw shapes as evidence and to explain your answers.

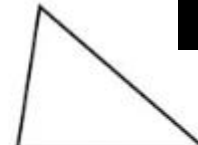
The pictures below might help!



Equilateral
3 equal sides



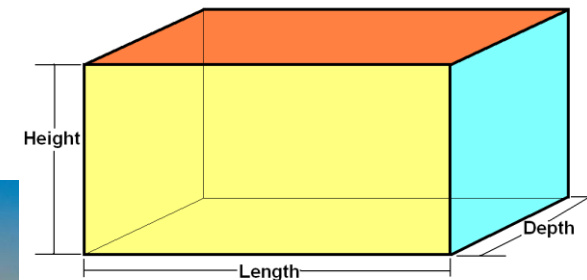
Isosceles
2 equal sides








Scalene
no equal sides

Are the following statements always true, sometimes true or never true?

| | |
|--|--|
| A hexagon has six equal length sides | Triangles have a line of symmetry |
| Squares have two diagonals that meet at right angles | Cutting a corner off a square makes a pentagon |
| The base of a pyramid is a square | A cuboid has two square faces |



Answers:

| statement | Always, Sometimes, Never | Explanation/ Evidence |
|--|-----------------------------|---|
| A hexagon has six equal length sides | Sometimes |  |
| Squares have two diagonals that meet at right angles | Always |  |
| The base of a pyramid is a square | sometimes | Some pyramids have triangular base and heptagonal base. |
| Triangles have a line of symmetry | Sometimes |  |
| Cutting off a corner off a square makes a pentagon | Always |  |
| A cuboid has two square faces | Always | 1  2 |

English Starter - Handwriting

How doth the little crocodile

Improve his shining tail,

And pour the waters of the Nile

On every golden scale!

How cheerfully he seems to grin

How neatly spreads his claws,

And welcomes little fishes in,

With gently smiling jaws!

Re-write the poem in your neatest cursive handwriting. You can choose to do one stanza or both.

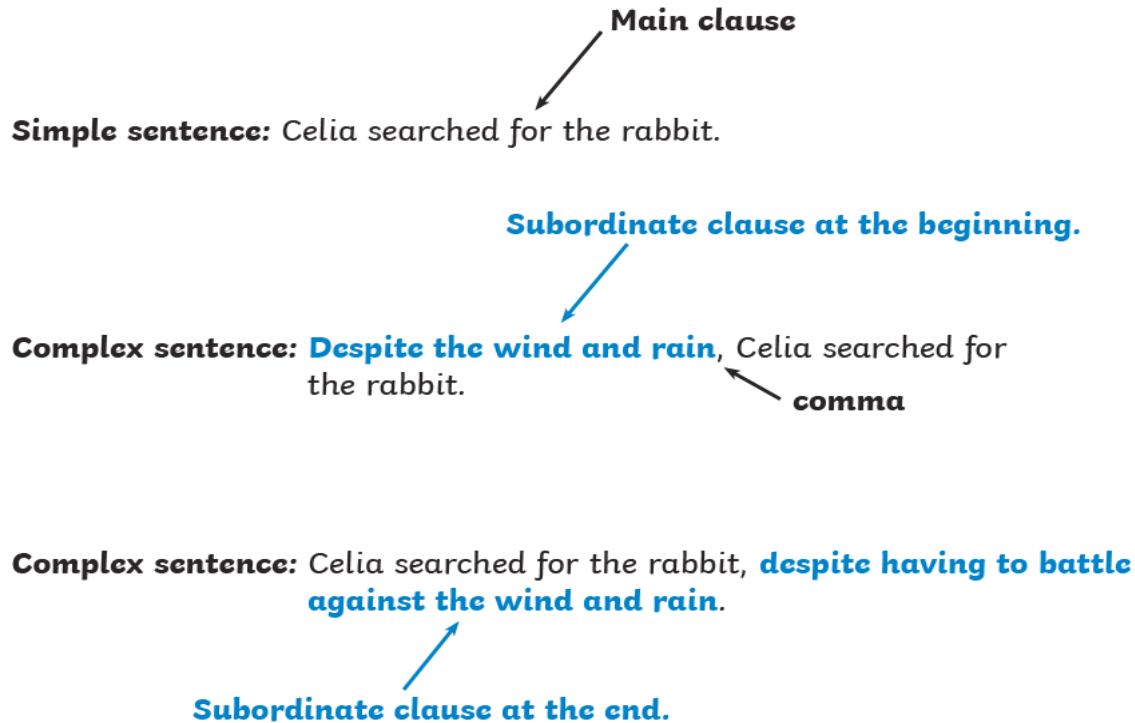
Remember to think about where on the line your letters should sit; which letters ascend or descend and which letters to join.

Try to not rush and look carefully at the poem to make sure you don't miss any parts.



Friday's English for Year 6

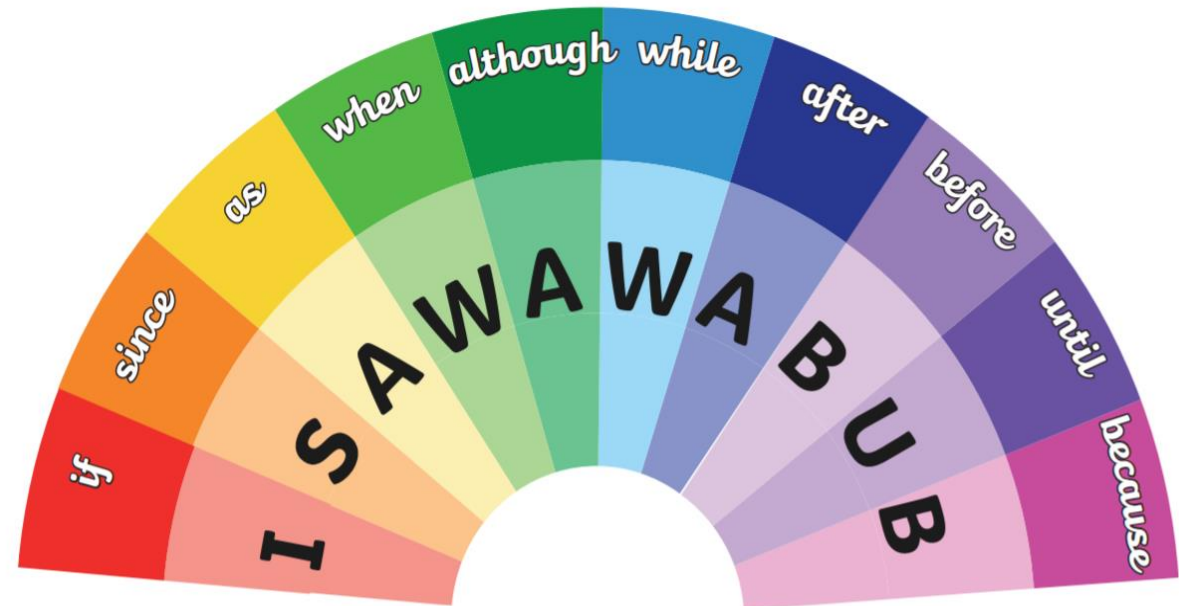
L.O: To write subordinate clauses.



Subordinate clauses are magic: they change a simple sentence into a complex one! You need to include complex sentences in your writing to make it more sophisticated.

A subordinate clause simply adds extra information into a sentence. It can go at the beginning or end of a sentence and is separated by a comma.

A subordinate clause doesn't make sense on its own. You can't just say: Despite the wind and rain. You need the main clause as well!



Subordinate Clauses Mini Test

total marks

1. Tick one box in each row to show whether the underlined clause is a **main clause** or a **subordinate clause**.

1 mark

| Sentence | Main clause | Subordinate clause |
|---|-------------|--------------------|
| <u>She was an excellent musician</u> because she had practised. | | |
| He wanted to speak German <u>so that he could understand his grandparents</u> . | | |
| <u>As a result of the weather</u> , the children wore their snow boots. | | |
| <u>The rain</u> , that had been forecast, <u>poured heavily</u> . | | |

2. Tick the choice that shows how the underlined words are used in the sentence.

1 mark

Bob, who had a really big smile, was busy making tea.

- As a main clause
- As a subordinate clause
- As an embedded clause

3. Rewrite the sentence below, adding a **subordinate clause**. Remember to use full punctuation in your sentence.

1 mark

The sky began to rumble with thunder.

Task... Answer the 3 questions and then add subordinate clauses to the sentences below. Try and use a range of conjunctions and vary the position of the clause.

We will go to the fair

Put on your coat

I'd love a slice of cake

I'm going into town

You should sit down

Put a tick next to it

It should be fine

Answers for
questions 1-3

- 1 Tick one box in each row to show whether the underlined clause is a main clause or a subordinate clause.

1 mark

| Sentence | Main clause | Subordinate clause |
|--|-------------|--------------------|
| <u>She was an excellent musician</u> because she had practised. | ✓ | |
| He wanted to speak German <u>so that he could understand his grandparents.</u> | | ✓ |
| <u>As a result of the weather,</u> the children wore their snow boots. | | ✓ |
| <u>The rain,</u> that had been forecast, <u>poured heavily.</u> | ✓ | |

Award 1 mark for all correct answers.

- 2 Tick the choice that shows how the underlined words are used in the sentence.

1 mark

Bob, who had a really big smile, was busy making tea.

As a main clause

As a subordinate clause

As an embedded clause

Award 1 mark for the correct answer.

- 3 Rewrite the sentence below, adding a subordinate clause. Remember to use full punctuation in your sentence.

1 mark

The sky began to rumble with thunder.

Multiple answers possible here. One suggestion might be...

The sky, which was quickly turning black, began to rumble with thunder.


Award 1 mark for a correct answer with complete punctuation.

Today's other activity:

L.O: To write creatively.

Your task today... Free Write Friday!

You need to use the photo below to decide what do write. This is The Invisible Person. Who is the person? Why are they invisible? What is the purpose of the letter?



You could write a story; the letter; a character profile; a newspaper article. You could even draw a comic strip of what happened to them. Have fun!



Mindfulness Task...

Write down a challenge that you are currently facing. For example, it could be learning from home or worrying about something.

Write down the challenge.

Now write down what you will learn from this challenge.

