




Home Study Learning,



This page of links and ideas is to support you during this time when we are having to stay at home.

Additional to these ideas there will always be regular reading, the homework set by teachers and the use of **Times Table Rockstars** to keep you busy.

If we close teachers will also be posting daily tasks on the website to help you focus on your learning while at home.

Useful websites for online learning activities:

Year 3, 4, 5, 6 Resource Packs from Twinkl-

<https://www.twinkl.co.uk/resources/wellbeing-parents/school-closures-category-free-resources-parents/school-closures-free-resources-parents>

Classroom Secrets Resource Pack-

<https://classroomsecrets.co.uk/free-home-learning-packs/>

BBC Bitesize

<https://www.bbc.co.uk/bitesize/levels/zbr9wmn>

ICT maths and literacy games

<https://www.ictgames.com/mobilePage/literacy.html>

Myths and Legends—online stories

<http://myths.e2bn.org/about/>

Pobble 365—Pictures for inspiring writing.

<http://www.pobble365.com/>

KS 2 Home Learning Pack

<https://www.tts-group.co.uk/home+learning+activities.html>

E-Learning for Kids

<https://en.e-learningforkids.org/math/>

Don't forget the learning opportunities that can come from simple activities such as;

- Cooking and baking
- Playing board games
- Dominoes
- Drawing and painting
- Sudoku, crosswords and wordsearches
- Jigsaw puzzles
- Construction kits, lego and model making
- Growing flowers or vegetables- keeping a plant diary
- Keep a scrap book
- A garden bird watch

Children have access to e-books through :

<https://shropshiresls.wheelers.co/>

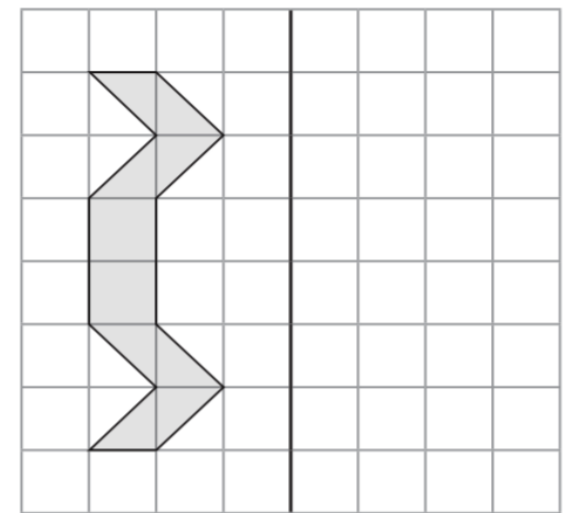
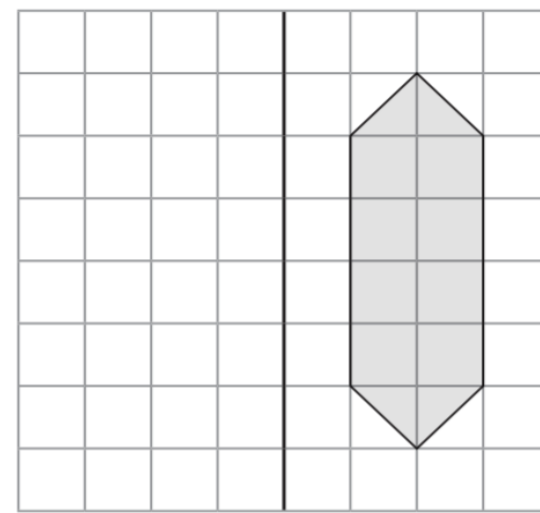

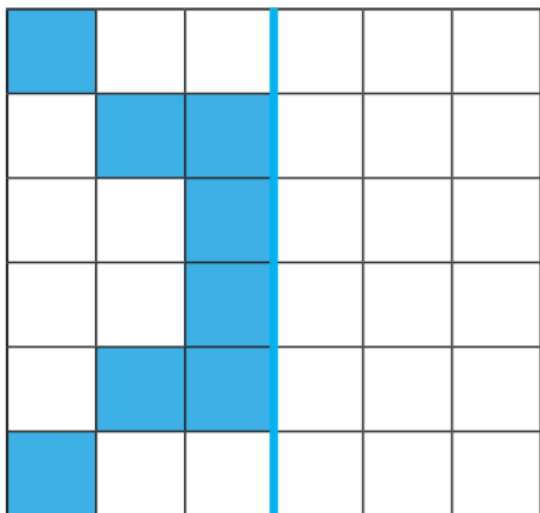
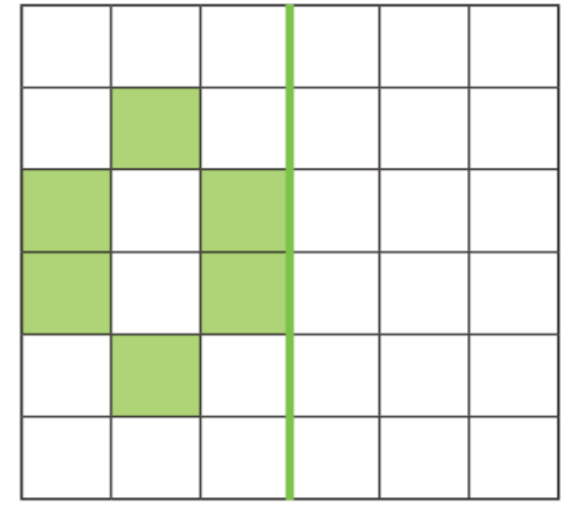
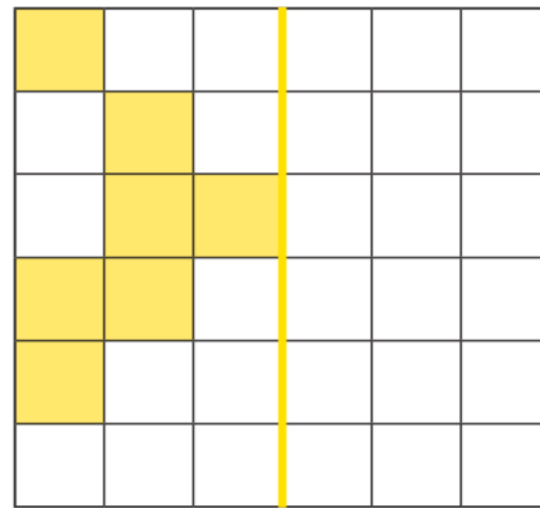
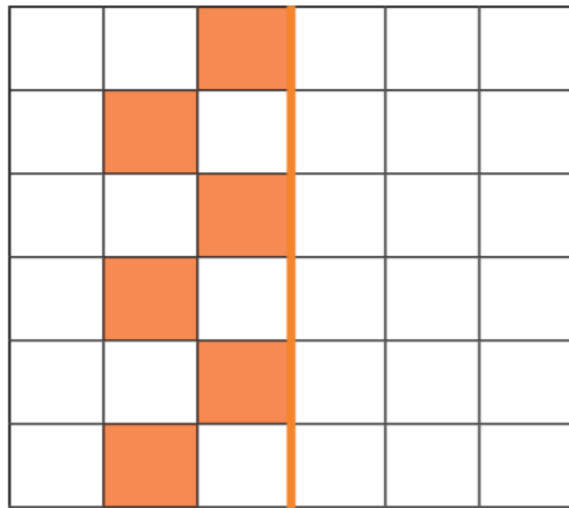
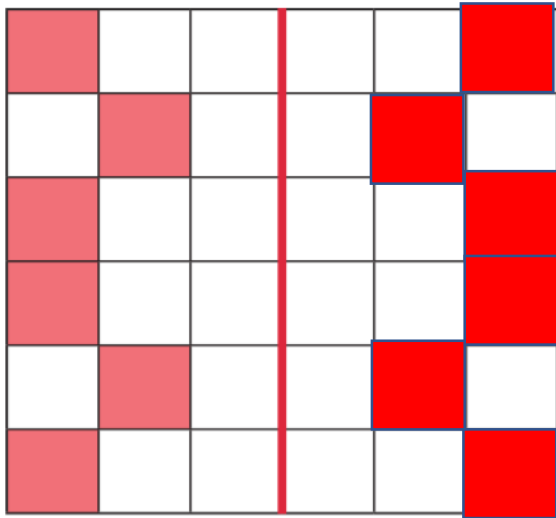
Username and password is in children's HomeLink Book.

Please look on the website for further learning activity ideas and updates from teachers!

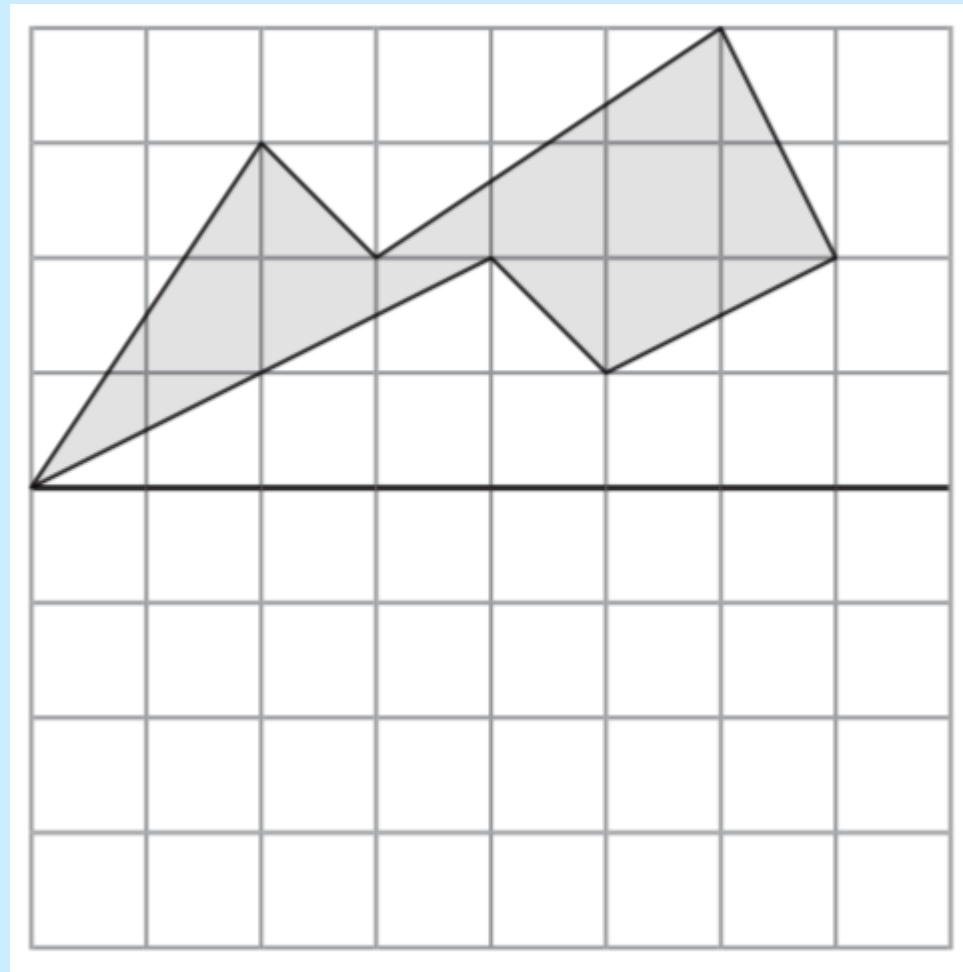
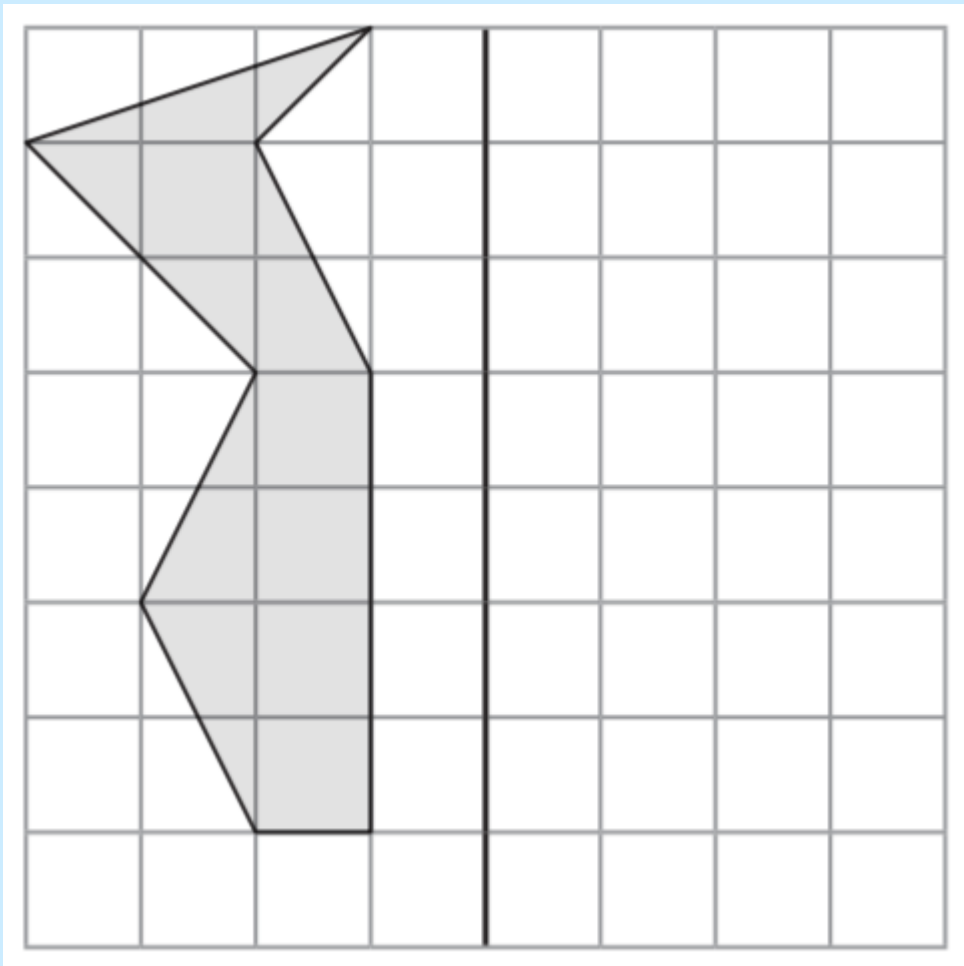
Home Learning: To draw a reflection in a mirror line.

Last week we looked into lines of symmetry with shapes. Today, we are going to look at how we can use a mirror line to create symmetrical patterns.

Hint: Count the squares from the mirror line.
For example... If the red square is the 3rd square on the left, it will be the 3rd square on the opposite side!
Use the example to help with your questions!



Challenge Level:



English Starter

Each question is worth points! How many can you get before the end of the week?

<p>1 point <input type="checkbox"/></p>	<p>3 points ★ <input type="checkbox"/></p>	<p>4 points ★★★★ <input type="checkbox"/></p>	<p>1 point ★ <input type="checkbox"/></p>
<p>Underline the adjective in this sentence.</p> <p>The witch ran a gnarled finger across the spell book.</p>	<p>What is the grammatical term given to the underlined word?</p> <p>According to the weather forecast, it will <u>likely</u> be a snow day tomorrow.</p>	<p>Add an adverb of possibility to the sentence below.</p> <p>We'll be going on holiday this year.</p> <p>_____</p>	<p>What is the grammatical term given to the words below?</p> <p>tree rabbit dinosaur</p> <p>_____</p>

English Starter - Answers

Write down your score and add to it each day!

<p>1 point ★</p> <p>The witch ran a <u>gnarled</u> finger across the spell book.</p>	<p>3 points ★★★</p> <p>adverb</p>	<p>4 points ★★★★</p> <p>Accept an appropriate adverb of possibility, such as:</p> <p>We'll probably be going on holiday this year.</p>	<p>1 point ★</p> <p>nouns</p>
---	--	--	--



Monday's English for Year 6

L.O: To identify and label features that create suspense, mystery and tension.

For the next couple of weeks we are going to look at creating a **mystery story**. You are going to start to find out what features are included in this particular genre.

Her heart was pounding and her skin itched.
The temperature had dropped suddenly.
Cautiously, Paula tiptoed along the dark landing towards the tapping sound. What was it?

Her hand trembled like a leaf as she paused and rested it on the dusty bookcase.

All went silent.

Then, craning her head and straining, she heard it.

Scratch, scratch, scratch...

Text Features:

adding a character's thoughts

ellipsis

short, snappy sentences

metaphor

sentences that appeal to the senses

simile

Task 1... Find the above text features in the short extract.

Task 2... What are your thoughts, predictions and questions as a reader?

Task 3... Can you write the next paragraph?

