


Home Study Learning,



This page of links and ideas is to support you during this time when we are having to stay at home.

Additional to these ideas there will always be regular reading, the homework set by teachers and the use of **Times Table Rockstars** to keep you busy.

If we close teachers will also be posting daily tasks on the website to help you focus on your learning while at home.

Useful websites for online learning activities:

Year 3, 4, 5, 6 Resource Packs from Twinkl-

<https://www.twinkl.co.uk/resources/wellbeing-parents/school-closures-category-free-resources-parents/school-closures-free-resources-parents>

Classroom Secrets Resource Pack-

<https://classroomsecrets.co.uk/free-home-learning-packs/>

BBC Bitesize

<https://www.bbc.co.uk/bitesize/levels/zbr9wmn>

ICT maths and literacy games

<https://www.ictgames.com/mobilePage/literacy.html>

Myths and Legends—online stories

<http://myths.e2bn.org/about/>

Pobble 365—Pictures for inspiring writing.

<http://www.pobble365.com/>

KS 2 Home Learning Pack

<https://www.tts-group.co.uk/home+learning+activities.html>

E-Learning for Kids

<https://en.e-learningforkids.org/math/>

Don't forget the learning opportunities that can come from simple activities such as;

- Cooking and baking
- Playing board games
- Dominoes
- Drawing and painting
- Sudoku, crosswords and wordsearches
- Jigsaw puzzles
- Construction kits, lego and model making
- Growing flowers or vegetables- keeping a plant diary
- Keep a scrap book
- A garden bird watch

Children have access to e-books through :

<https://shropshiresls.wheelers.co/>

Username and password is in children's HomeLink Book.

Please look on the website for further learning activity ideas and updates from teachers!

Home Learning: To revise types of angles.

This week we are going to revise angles. This is something you will have touched upon in each year at NJS.

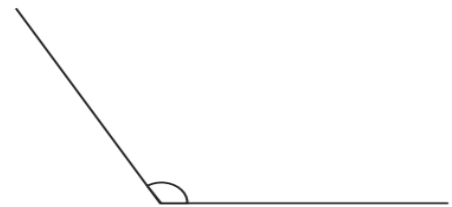
We will start with identifying them!

Look at the poster to remind you of the names.


Then can you identify the angles!



Right Angle - a square 90° .



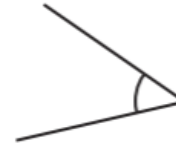
Obtuse Angle - is greater than a right angle but less than a straight line (as anything over 180° is a reflex angle).



Acute Angle - is smaller than a right angle.



1.




2.



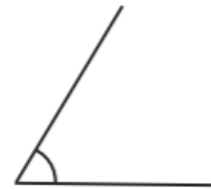
3.



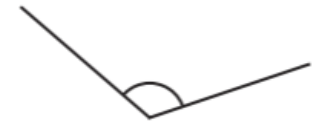
4.



5.



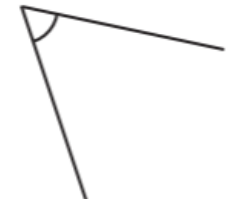
6.



7.



8.



Challenge...

Order these angles from smallest to largest. Write them in the right order in the boxes.

1. a)



b)



c)



d)



--	--	--	--

2. a)



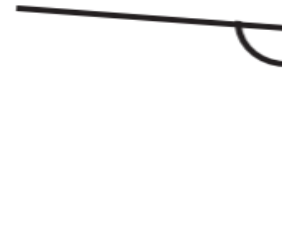
b)



c)



d)



--	--	--	--

Answers...

1. Acute
2. Obtuse
3. Right-angle
4. Acute
5. Acute
6. Obtuse
7. Right-angle
8. Acute

Challenge...

1. D A B C
2. A B D C



Monday's English for Year 6

L.O: To write a recount of my year 3 memories.

In school, you would usually spend some time looking over your memories of your time at NJS. This week you are going to look at your memories of each year... starting with Year 3!

Task 1... Mind-map every memory you have from year 3. Think about your teachers, trips, funny memories.

Task 2... Use the mind-map to write a recount of your time in Y3. (If you were not at NJS, write about your previous school).

	Concluding paragraph links back to the introduction.
	Explanation of why the events were significant and to whom.
	Extra details about how and why the event happened in main paragraphs.
	Personal recount uses stronger language, including description of emotions.
	Impersonal recount is more factual and direct.

	Introduction paragraph briefly covers who, what, where and when about the event.
	First or third person , depending on whether the writer was present.
	Past tense is used (except if links to present/future are made in the conclusion).
	Named, specific people , places and things are described.
	Time conjunctions , usually in chronological order.
	Quotations from witnesses/people who were there.



Today's other activity:

L.O: To create a timeline of the history of music.

We are going to have a MUSIC week! All of the 'other' activities this week will be around your at home topic of... Music through time!

This link will help with your task...
<https://www.musicnotes.com/news/musical-periods-the-history-of-classical-music/>

Introduction:

Music has been around for longer than we can possibly imagine. It will have started with singing and early human's turning their surroundings into instruments, normally like drums because they are easy to make and play.

We are going to focus on music from 1400 - Modern Day. That means we are going to study 5 eras of music.

Renaissance

Baroque

Classical

Romantic

20th Century

Task 1: The Eras of Music Timeline

Your first task is to create a timeline of the history of music.

It should include:

- The dates of each era of music.
- The names of each era of music.
- Some composers from each era of music.
- Some famous pieces of music from each era of music.

Task 1 Hints

Composer:

Person who writes the music.

