




Home Study Learning.



This page of links and ideas is to support you during this time when we are having to stay at home.

Additional to these ideas there will always be regular reading, the homework set by teachers and the use of **Times Table Rockstars** to keep you busy.

If we close teachers will also be posting daily tasks on the website to help you focus on your learning while at home.

Useful websites for online learning activities:

Year 3, 4, 5, 6 Resource Packs from Twinkl-

<https://www.twinkl.co.uk/resources/wellbeing-parents/school-closures-category-free-resources-parents/school-closures-free-resources-parents>

Classroom Secrets Resource Pack-

<https://classroomsecrets.co.uk/free-home-learning-packs/>

BBC Bitesize

<https://www.bbc.co.uk/bitesize/levels/zbr9wmn>

ICT maths and literacy games

<https://www.ictgames.com/mobilePage/literacy.html>

Myths and Legends—online stories

<http://myths.e2bn.org/about/>

Pobble 365—Pictures for inspiring writing.

<http://www.pobble365.com/>

KS 2 Home Learning Pack

<https://www.tts-group.co.uk/home+learning+activities.html>

E-Learning for Kids

<https://en.e-learningforkids.org/math/>

Don't forget the learning opportunities that can come from simple activities such as;

- Cooking and baking
- Playing board games
- Dominoes
- Drawing and painting
- Sudoku, crosswords and wordsearches
- Jigsaw puzzles
- Construction kits, lego and model making
- Growing flowers or vegetables- keeping a plant diary
- Keep a scrap book
- A garden bird watch

Children have access to e-books through :

<https://shropshiresls.wheelers.co/>

Username and password is in children's HomeLink Book.

Please look on the website for further learning activity ideas and updates from teachers!

Home Learning: To calculate missing angles on a straight line.
We know that angles on a straight line add up to 180 degrees.

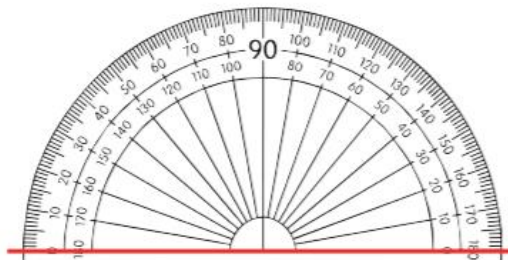
But what if an angle was unknown?

We can use what we know to find the missing angle!

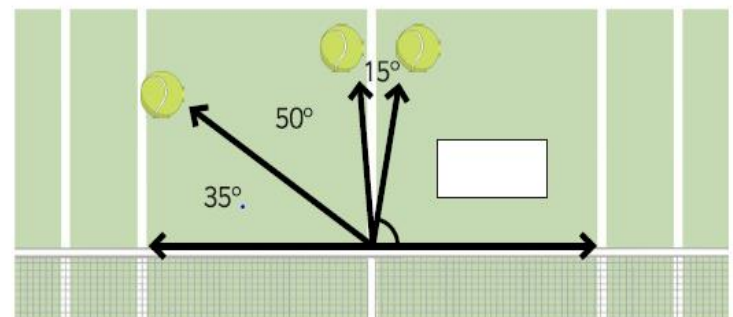
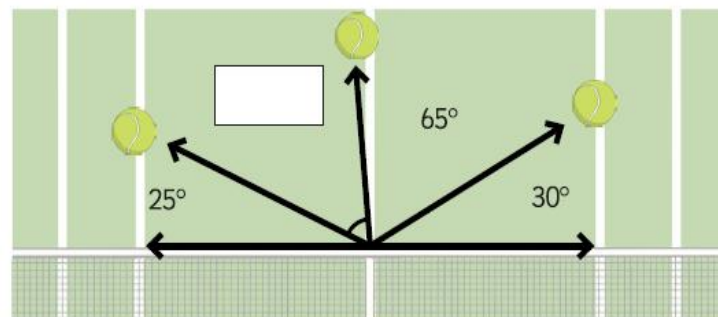
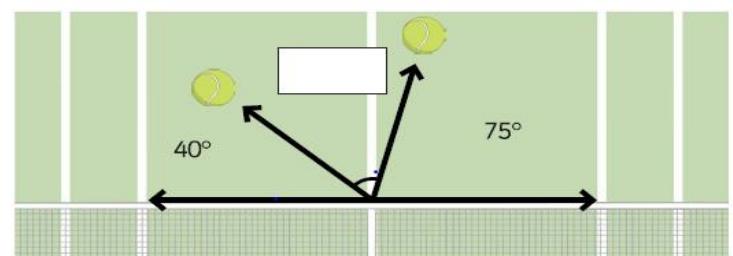
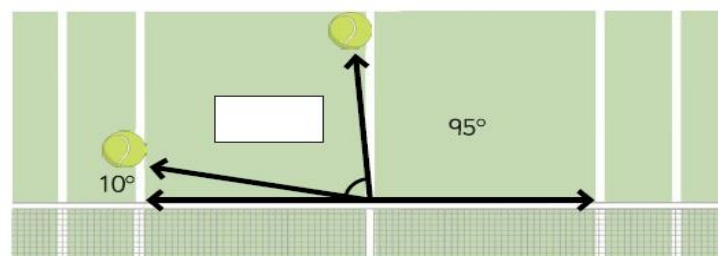
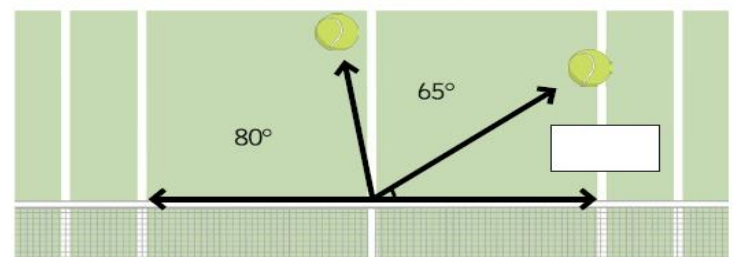
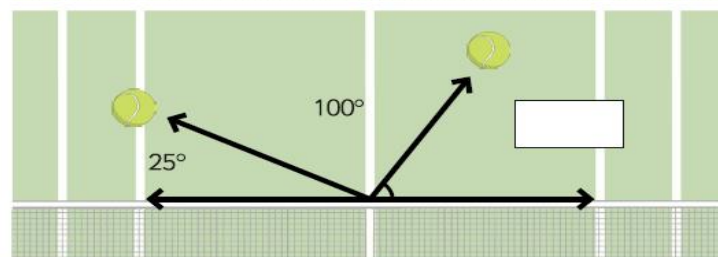
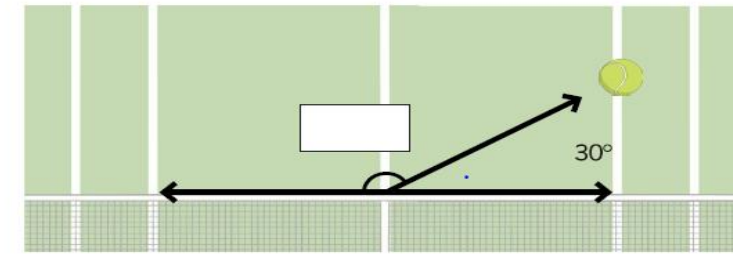
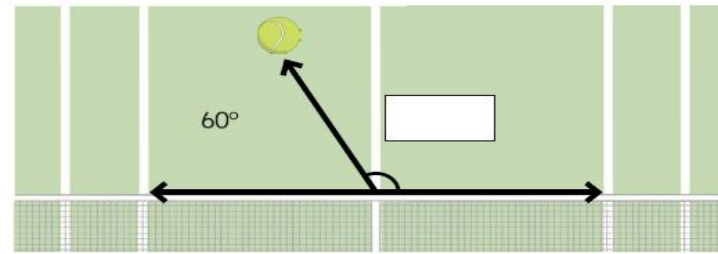
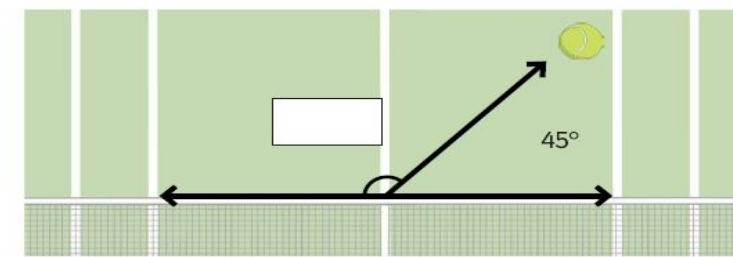
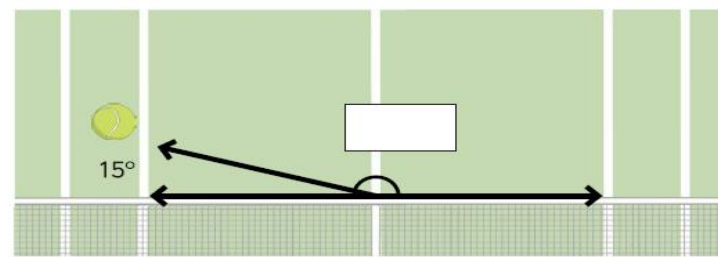
If I have an angle of 80 degrees.
I know that $180 - 80 = 100$.
So my missing angle would be 100 degrees.

Straight Angle

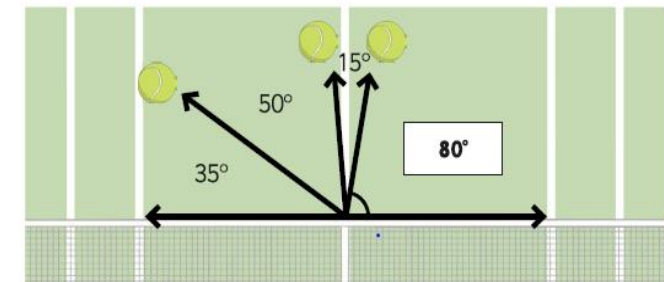
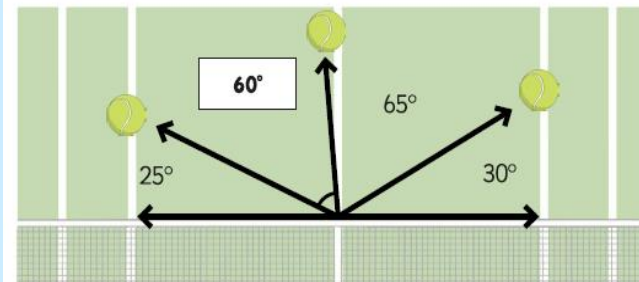
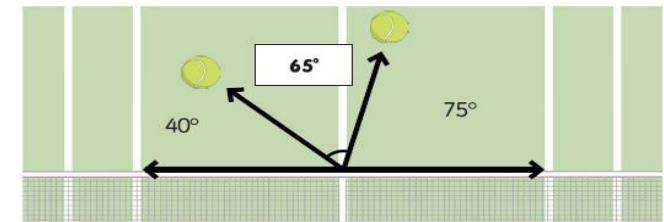
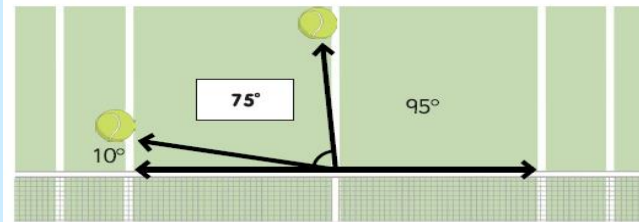
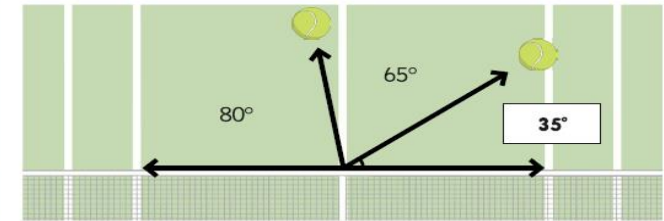
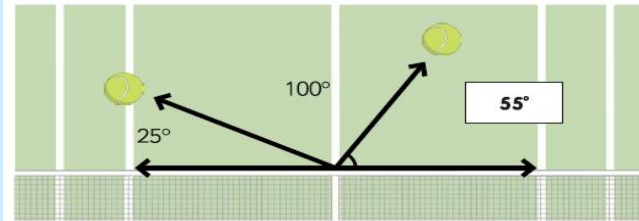
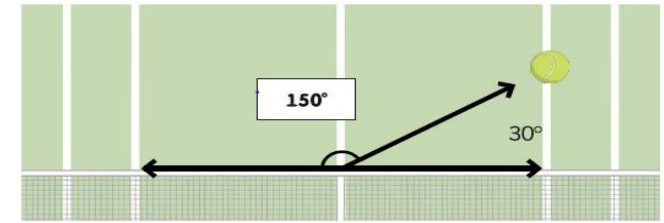
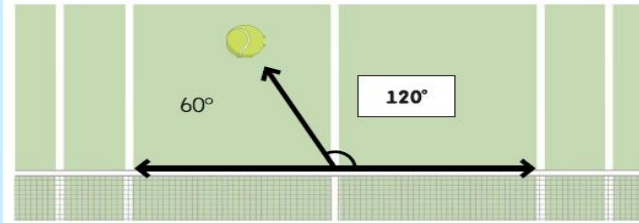
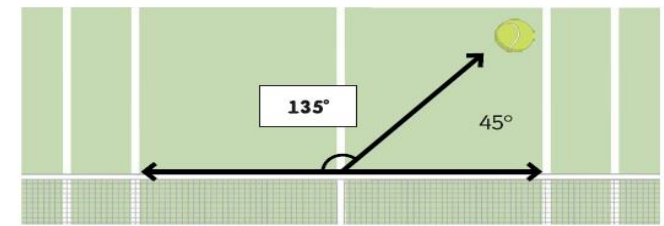
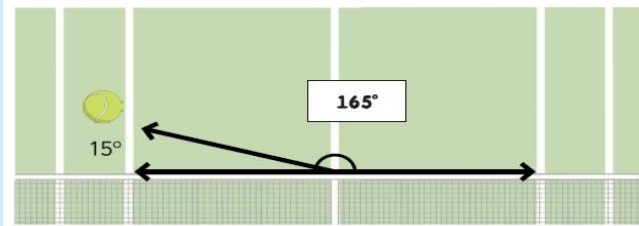
A straight angle is exactly 180°



Try as many of the questions as you can!



Answers...





Wednesday's English for Year 6

L.O: To write a recount of my year 5 memories.

Yesterday, you looked back at your year 4 memories. Today... year 5!

Task 1... Mind-map every memory you have from year 5. Think about your teachers, trips, funny memories.

Task 2... Use the mind-map to write a recount of your time in Y5. (If you were not at NJS, write about your previous school).

	Concluding paragraph links back to the introduction.
	Explanation of why the events were significant and to whom.
	Extra details about how and why the event happened in main paragraphs.
	Personal recount uses stronger language, including description of emotions.
	Impersonal recount is more factual and direct.

	Introduction paragraph briefly covers who, what, where and when about the event.
	First or third person , depending on whether the writer was present.
	Past tense is used (except if links to present/future are made in the conclusion).
	Named, specific people , places and things are described.
	Time conjunctions , usually in chronological order.
	Quotations from witnesses/people who were there.



Today's other activity:

L.O: To listen to music and decide what instrument has been used.

Listen to each link below...

Link 1

<https://www.youtube.com/watch?v=SCm9O2KNEX4>

Link 2

<https://www.youtube.com/watch?v=PhRa3REdozw>

Link 3

<https://www.youtube.com/watch?v=5cs-lhTdAEA>

After you have listened to each link, work out if it's a piano, harpsichord or organ.

Then which two are Baroque pieces?
How do you know this?



Introduction:

Today we're going to focus on Baroque music. This is music written from 1600-1750. This means it was the music played at the time of the **Stuarts** and the start of the **Hanovers**

Today we're going to look at Renaissance composers, musical features and some instruments used at the time.

Baroque Instruments

The key feature of Baroque Music is use of Harpsichord and Organ.



Harpsichord



Organ

Harpsichord: The strings on the inside are plucked; There are no pedals; Can only play basic dynamics.

Organ: Air is blown through pipes to make sound; The pedals play low notes; Heard in churches.

Task 1 Hints

Important Fact:

The reason that the piano is not used in Baroque music is because it hadn't been invented by then.

Task 1: Keyboard Instruments

Here are three pieces of music.

You need to work out if it's a piano, harpsichord or organ:

- Link 1: <https://www.youtube.com/watch?v=SCm9O2KNEX4>
- Link 2: <https://www.youtube.com/watch?v=PhRa3REdozw>
- Link 3: <https://www.youtube.com/watch?v=5cs-lhTdAEA>
- Based on this, which two recordings are Baroque pieces?