

Remote Learning Plan!

Hello Year 4!

During the next few weeks, we will be providing the children with remote learning on a daily basis. The work will be available on the website the day before e.g. Monday's work will be online Sunday.

Everyday the remote learning will consist of:

1. English Lesson
2. Maths Lesson
3. Reading Lesson
4. One other curriculum lesson (PSHE, Art etc)

We will be available during the hours of 9am-4pm so please feel free to contact us on our new e-mail

njs.year4@taw.org.uk

Some of the work provided will be split into the star levels that the children use everyday in class (1,2 3).

Stay safe everyone!

Miss Jones, Mrs Jukes, Mrs Kuczynska and Mrs Sisson.

English:

Objective: To map a journey from Asgard to Jotenheim.

Main task...

This week you are going to end up with your own myth that includes Thor and Loki.

God of Thunder.

THOR



God of mischief.

LOKI



Imagine you are Thor or Loki and Odin is sending you on a mission from Asgard to Jotunheim.

Draw your journey to the land of the giants. HOWEVER... Heimdall is missing and so the rainbow bridge cannot be used.

Once you have designed your map (the journey from Asgard to Jotenheim). **Draw how you will get there with an added explanation.**

It could be by Viking Long Boat, A spear that opens a portal, a magic helmet or flying.

See the next slide for some map ideas and another slide transport ideas!

Asgard



Jotunheim





A wormhole



A port key



A Magical Viking Longship



A laser



A magical spear or weapon

Maths:

Objective: To identify parallel and perpendicular lines.

Parallel and Perpendicular

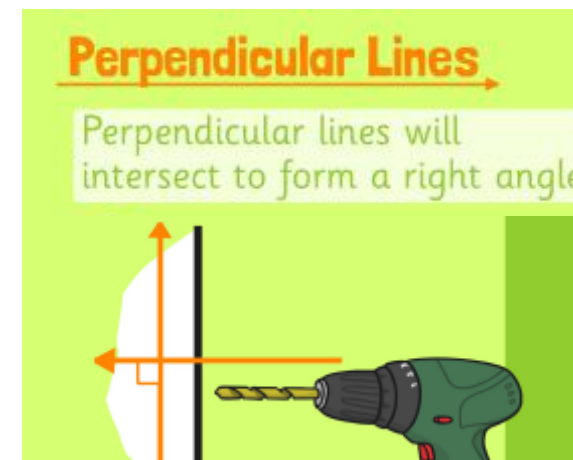
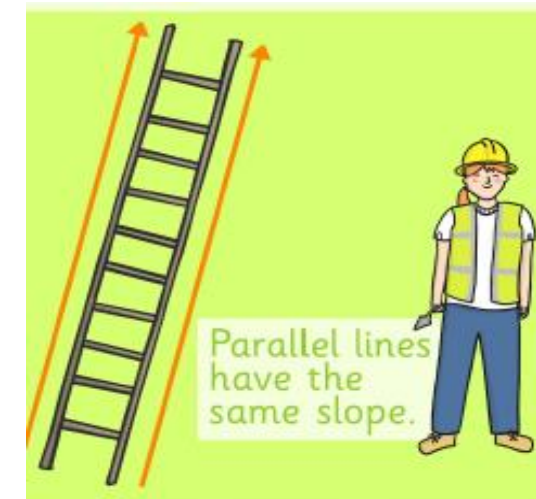
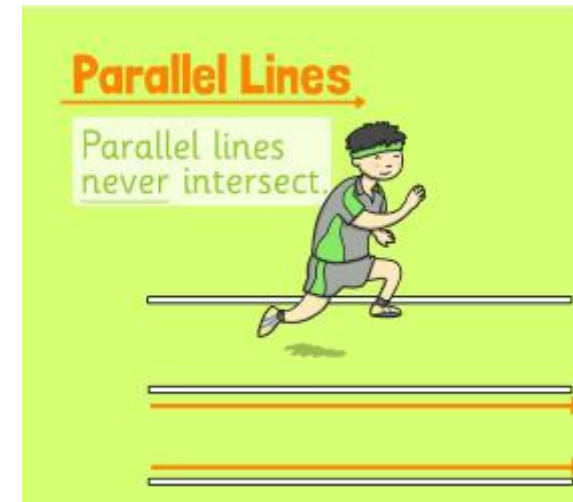
Today you will be learning the difference between parallel and perpendicular lines. Remember to use your rulers accurately to draw straight lines.

Click on the link above for a quick reminder what parallel and perpendicular lines are.

1* - Have a go at circling which pairs of lines are parallel and perpendicular. Please draw lines which are parallel and perpendicular to the lines on the sheet.

2*/3* - Today you will be identifying parallel and perpendicular lines. Have a go at drawing the lines accurately and solving the problems.

Extension: Complete the True or False statement focusing on perpendicular lines.

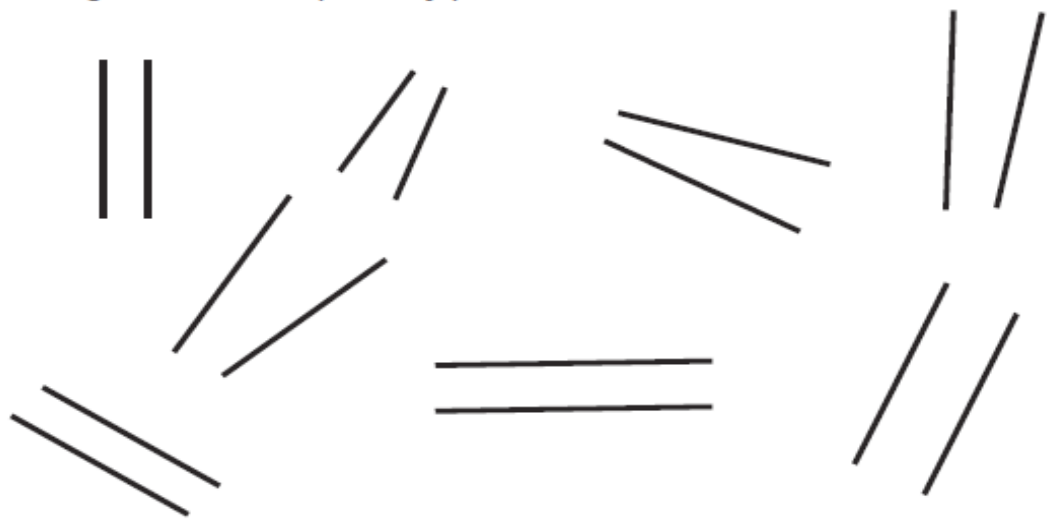


Parallel lines never intersect.
Perpendicular lines will intersect to form a right angle.

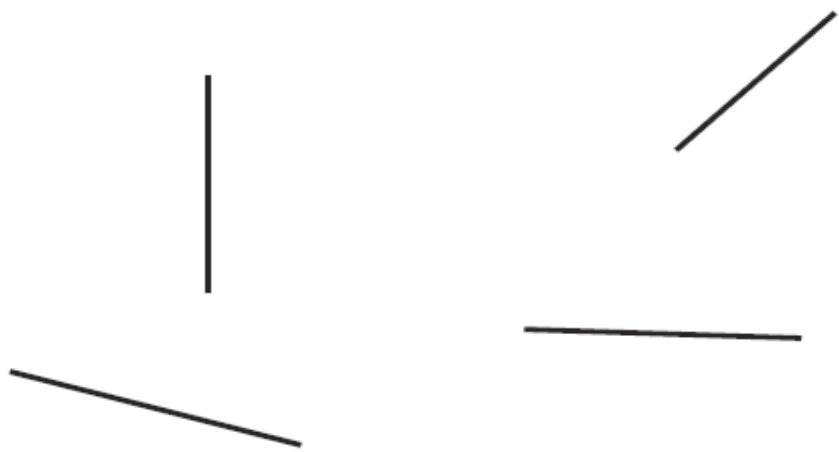
1 STAR TASK!

Identifying Parallel Lines

Can you circle the pairs of parallel lines?

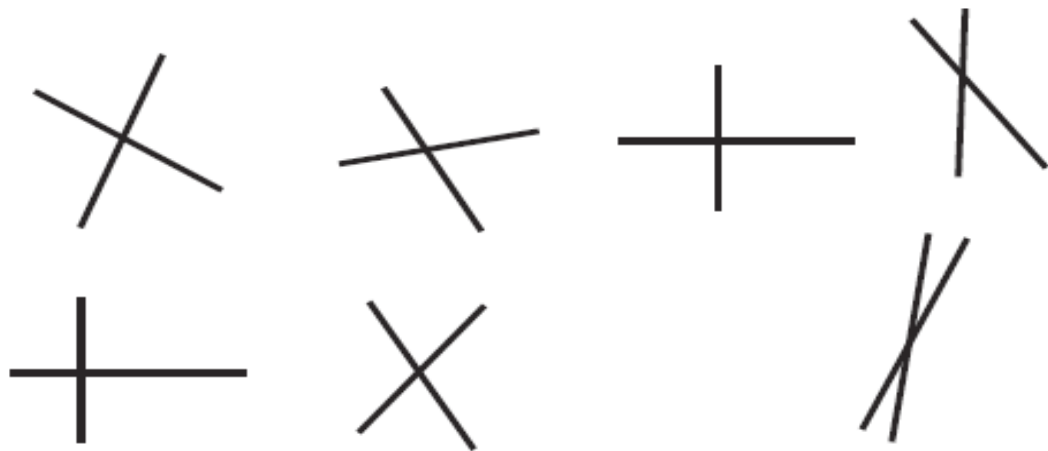


Can you draw lines which are parallel to each of these?

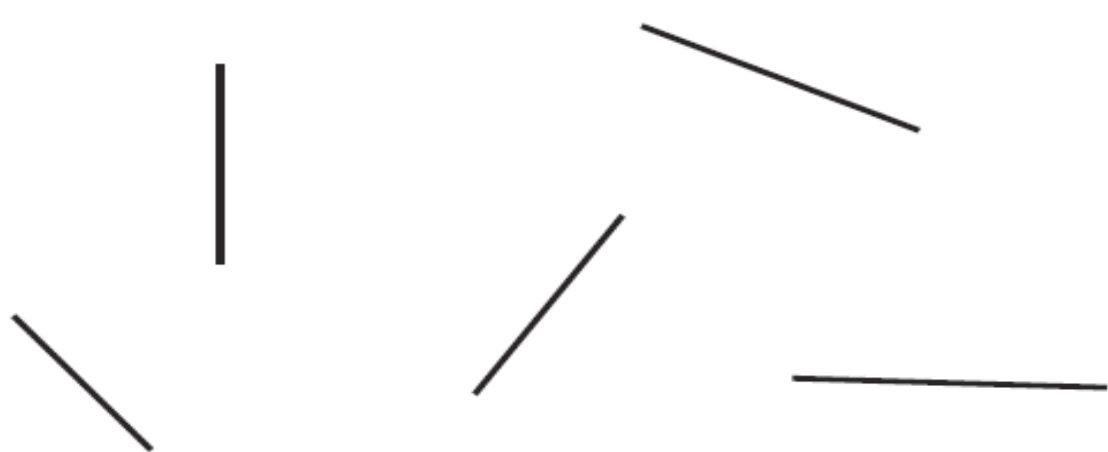


Identifying Perpendicular Lines

Can you circle the pairs of perpendicular lines?



Can you draw lines which are perpendicular to each of these?

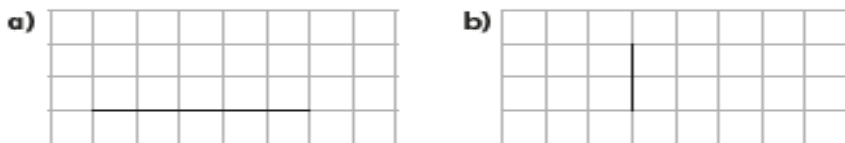


Parallel and perpendicular

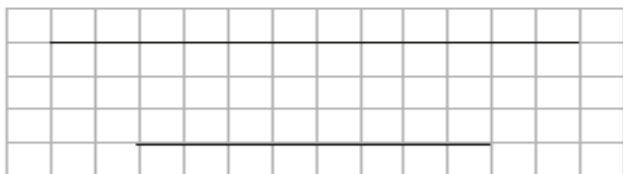
1 Which pair of lines is not parallel?



2 Here are two lines. Draw a line that is parallel to each.




3 Amir says that the lines are not parallel because they are different lengths.



Is Amir correct?
Why?

4 Here is a line.



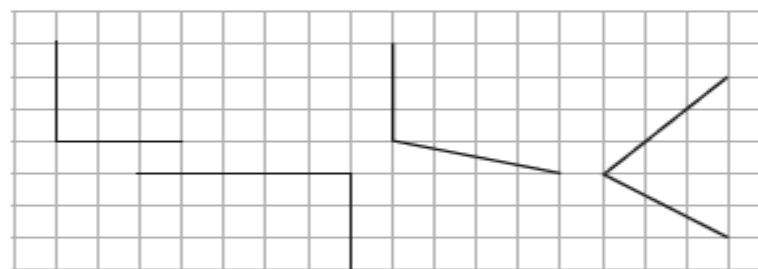
- Draw a line that is not parallel to it.
- Draw a line that is parallel to it.

5 Here are two lines. Draw a line that is parallel to each.

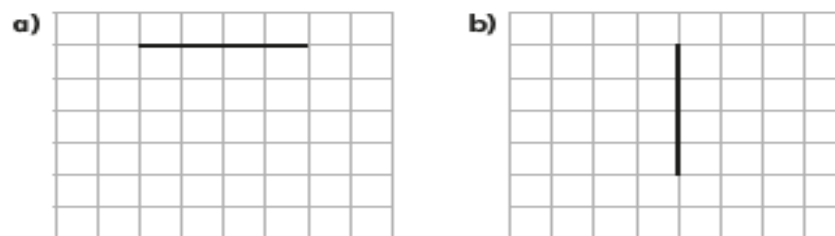


Talk to a partner about how you did it.

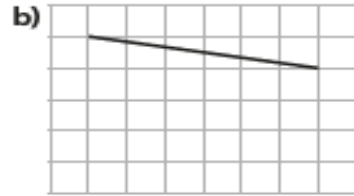
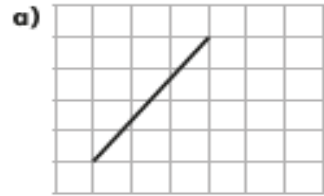
6 Which lines are perpendicular?



7 Here are two lines. Draw a line that is perpendicular to each.



5 Here are two lines. Draw a line that is parallel to each.

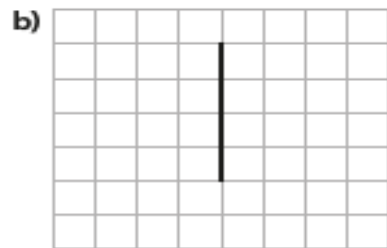
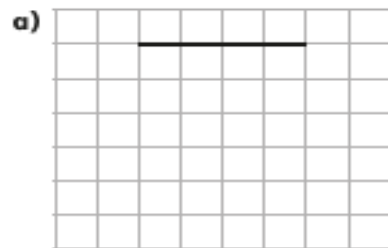


Talk to a partner about how you did it.

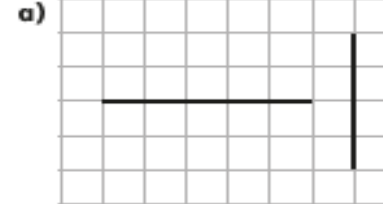
6 Which lines are perpendicular?



7 Here are two lines. Draw a line that is perpendicular to each.



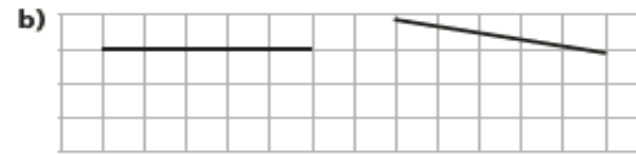
8 Alex has drawn some lines on grids.



The lines are not perpendicular because they don't meet.



Do you agree with Alex?



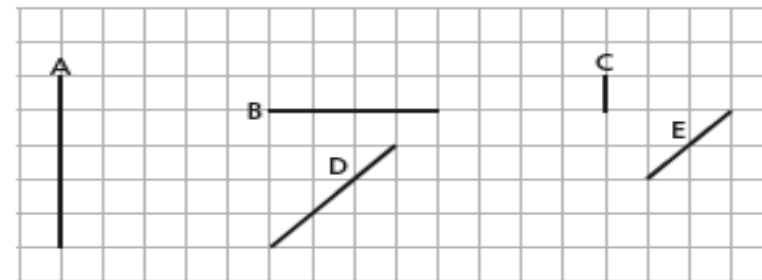
The lines are parallel because they don't meet.



Do you agree with Alex?

Talk about your answers with a partner.

9 Five lines are drawn on the grid.



a) Which two pairs of lines are parallel?

b) Which two pairs of lines are perpendicular?



True or False ?

This shape has perpendicular lines.



We would like you to draw this shape. Write down the meaning of what a perpendicular line is. Does this shape have any perpendicular lines ?

Reading:

Objective: To describe the personality of George and his mum.


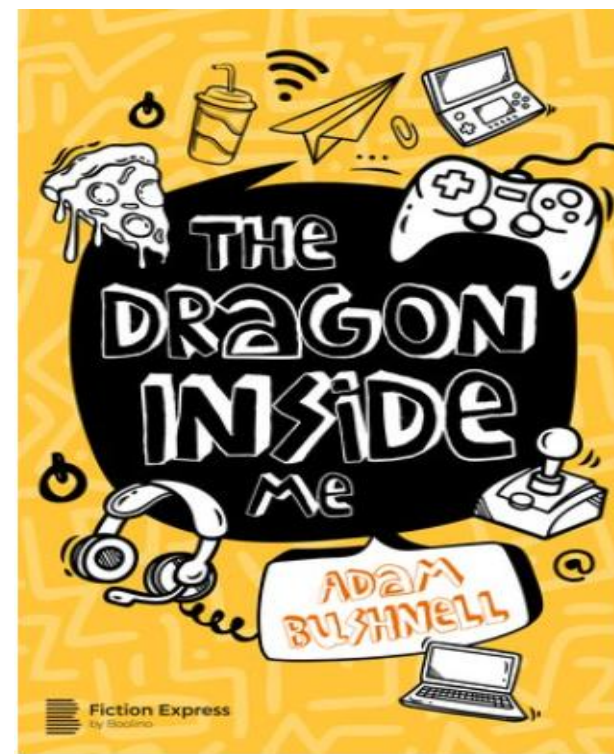
Think about what happened in chapter 1 'School's Out!' from last week. Read chapter 2 'Pizza, Pizza, Pizza' before attempting the task for today!

George's mum does a lot for him including bringing him lunch, breakfast and drinks. In this chapter, we see a different side of George and how he treats his mum.

1* - Use the roll on the wall template (See slide after chapter). In the speech bubbles write how you think George's mum would feel when he is rude to her.

2/3* - Use the text to answer the following questions about the characters George and his mum.

1. Find and copy all the words that describe how George's mother talk. For example... cheerfully.
2. How do you think she is feeling about George?
3. How does George talk to his mother? Find and copy some examples.
4. How do you think George should talk to his mother?
5. How else is George rude to his mother?
6. What do you think might stop George from behaving badly?
7. If you could give George a piece of advice, what would you tell him?



Chapter 2

Pizza! Pizza! Pizza!

The dragon shook the controller that it was holding out for me.

“You – you want me to play?” I asked nervously.

The dragon nodded his head, making his messy hair shake. It – *no, wait* – he. It was definitely a he. I decided to call him Pepperoni. Like my favourite pizza. Pepperoni smiled a toothy grin, and I smiled back. I took the controller and jumped onto my bed.

Pepperoni and I made an awesome team. I was back to winning every game. After each victory, Pepperoni and I gave each other fist bumps. Well, I gave him a fist bump, and he gave me a claw bump.

There was knocking at my bedroom door. I paused the game and put my finger up to my lips. Pepperoni nodded.

“What?” I shouted at the closed door.

“Time for bed!” Mum called cheerfully. “Game off and lights out after you've brushed your teeth!”

“I've already brushed them,” I shouted back. “Didn't you hear me in the bathroom?”

“Oh, OK,” Mum answered uncertainly. “Well, lights out then. Good night!”

I turned the lights out. With the dim light of the screen making my face glow, I gave Pepperoni a mischievous smile. He gave me the same mischievous smile back. The game was on.

It was an epic night. We played non-stop. We won non-stop. We were unbeatable.

* * *

Before I knew it, I heard Mum getting up and using the bathroom. The dragon and I hadn't slept all night. I checked the clock. 7 a.m. I noticed messages from Ajay and a few others from school, but why did I need them anymore? I had Pepperoni for a friend! An awesome gamer dragon!

Then there was soft knocking at the door.

“Are you awake?” Mum asked. “You're meant to be going to your dad's today. I'll be busy working from home.”

I opened the door a little and stuck my face through the gap.

“I can't go to Dad's,” I said. “I've got to finish my game.”

“Oh, he'll be so disappointed!” Mum began.

“Can't. Gaming. Bye.”

I shut the door and offered Pepperoni the controller. He rubbed his bleary eyes. They were red and bloodshot, but he still nodded happily.

Mum would be busy all day. Perfect. I would get pizzas from the freezer, and we would have pizzas for breakfast, pizzas for lunch and pizzas for dinner. The dragon and I would game all day and all night. Oh, yeah.

Somehow, the day drifted into evening. Messages kept coming from Ajay and a few others. Ajay was actually getting annoyed with me. I showed the messages to Pepperoni. He rolled his eyes, and I laughed.

“My friend Ajay is such a loser,” I said to the dragon.

Pepperoni laughed. Puffs of smoke came out of his nose when he did. It was so weird but so funny!

I heated up pizza and we played on. Later, though, there was more knocking at my door.

“What do you want?” I snapped.

“Come down for dinner,” Mum said softly.

“No, I've had pizza.”

I heard Mum sigh and walk off downstairs. Her footsteps were loud and clear.

“Loser!” the dragon suddenly shouted.

My eyes widened. I stared at Pepperoni disbelievingly. I heard Mum's footsteps come back up the stairs.

“What did you call me?” she asked.

1* - Use the roll on the wall template. In the speech bubbles write how you think George's mum would feel when he is rude to her.



Other:

Objective: To recognise dreams and goals.

Watch the story of Michael Jordan:


<https://www.youtube.com/watch?v=1StyBOsMSLE>

The story is about a famous basketball player called Michael Jordan. Often, dreams come true from hard work and perseverance rather than 'quick fixes'.

We have to be resilient and have a positive attitude if we want to achieve anything in our lives.

Think about how inspirational Michael Jordan is and how he achieved his dreams and goals.

Use this to help with the task on the next slide!



Task 2...

Opposite you will find six scenarios where someone's hopes and dreams have gone wrong.

1* - Pick 2 of the scenarios then answer all the questions below for each scenario.

2* - Pick 3 of the scenarios then answer all the questions below for each scenario.

3* - Pick 4 of the scenarios then answer all the questions below for each scenario.

1. How might this person feel?
2. What might the person do in that situation?
3. How could they overcome the hurt that this situation might cause?
4. How could the person become more resilient in the future?

Emma and Oliver are promised a puppy which is then not allowed in the flats where they live.

The holiday is cancelled because a relative of Roisin has to go into hospital.

Farida breaks her leg before her gymnastics competition.

Issa thought he would be selected for the school football team but finds out he is only the reserve.

Jacob finds out he is not to be in the same class as his friends next year.

Maya posts something on social media but doesn't get any likes.