

Remote Learning Plan!

Hello Year 4!

During the next few weeks, we will be providing the children with remote learning on a daily basis. The work will be available on the website the day before e.g. Monday's work will be online Sunday.

Everyday the remote learning will consist of:

1. English Lesson
2. Maths Lesson
3. Reading Lesson
4. One other curriculum lesson (PSHE, Art etc)

We will be available during the hours of 9am-4pm so please feel free to contact us on our new e-mail

njs.year4@taw.org.uk

Some of the work provided will be split into the star levels that the children use everyday in class (1,2 3).

Stay safe everyone!

Miss Jones, Mrs Jukes, Mrs Kuczynska and Mrs Sisson.

English:

Objective: To recognise features of a myth and find examples within a story.

Main task...

1* - Look at the 3 sentences.
Answer the following questions...

- Which is your favourite sentence?
- Explain why you like it.
- What does your favourite sentence tell you about the story?

2/3* - Super Hero Sentences!

See the next slide for your task!

Finish each sentence using the question prompts to support your thoughts.

Sentence 1

Odin however, knew it was unwise to put all of their trust in Thor; one day the thunder god might not be there to protect them. A great wall was needed, but one that was tall and thick enough to protect Asgard would take years to build.

Sentence 2

This sounded like a good idea to the gods and they clapped Loki on the back, praising him for his cunning.

Sentence 3

“I have been tricked!” cried the giant. “You gods are cheats and oath breakers!”

Superhero Sentences... EXAMPLE ON THE NEXT SLIDE!

2/3* - For each sentence on the previous slide complete the task below. These sentences should be completed 3 times for each of the sentences provided.

Each statement has some questions to help prompt your ideas!



This sentence is very revealing because...

(What does it show you? Tell you? What is it not telling you?)



This sentence has an impact upon me because...

(How does it make you feel? Why? Does it remind you of something you have experienced yourself?)



Evidence that supports my view can also be found...

(Can you think of another part of the story that supports your thoughts?)

The gods met to discuss the stranger's offer and all were of the opinion that the price was too high. Only one voice disagreed.

EXAMPLE 2/3*
You need to complete each statement for all 3 sentences.



This sentence is very revealing because it is showing us the Gods do not always agree with each other. As they discussed the offer, it tells the reader that they were considering saying yes. It is not telling us how long they discussed the matter for.



This sentence has an impact upon me because it makes you question who is the God that disagrees. It also makes you question is you as the reader would accept the offer as well.



Evidence that supports my view can also be found throughout the story because Loki is the one to convince the Gods to take the offer. We know that Loki is the God of mischief so it makes the reader question what his motive is.

Maths:

Objective: To identify right angles in shapes and solve Problems involving the use of right angles.

How many degrees are there in a right angle?

<https://www.bbc.co.uk/bitesize/topics/zb6tyrd/articles/zg68k7h>

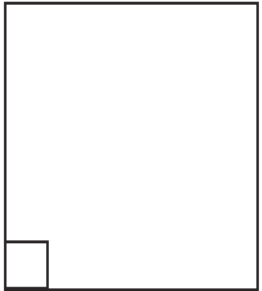
This is a right angle, it has 90 degrees and also shows a quarter turn clockwise.

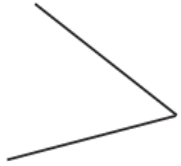
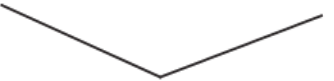
Is It a Right Angle?

An angle is a measurement of a turn. They can be found where two lines meet.

A right angle is in the corner of a rectangle or square.

Look at the angles below. Decide whether each one is a right angle, bigger than a right angle or smaller than a right angle. Write down your answer on the line.



1.  _____	2.  _____
--	---

Click on the link above for BBC Bitesize. Revise your knowledge of all of the different types of angles that exist within shapes.

1* - See next slide for sorting right angles in shapes. Cut out the shapes on the next slide or draw each shape and place it in the correct column.

2*/3* - Look at the questions and read them carefully. You will be identifying what right angles are and how we can identify them in various shapes. Read the questions carefully and solve the problems.

Extension: Complete the True or False statement about which shapes contain right angles.

1 STAR TASK!

Right Angles Shape Sorting Activity

Learning Objective: I can identify right angles.

Cut the shapes and place them into the correct column.

No right angles	1 right angle	2 or more right angles

Right Angles Shape Sorting Activity

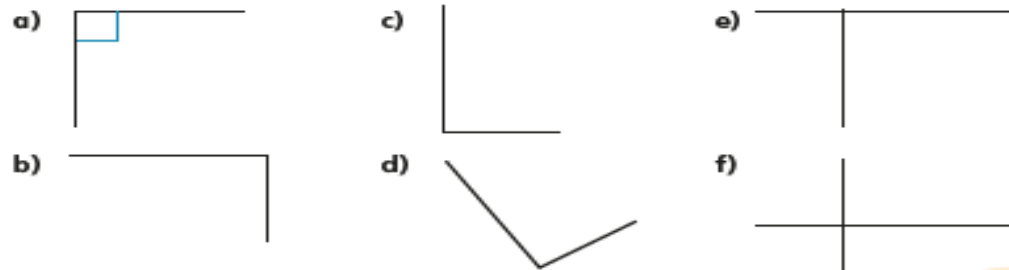
Learning Objective: I can identify right angles.

Cut the shapes and place them into the correct column.



Right angles in shapes

- 1 There is at least one right angle in each picture. Mark the right angles on the pictures. The first one has been done for you.



Compare answers with a partner.



- 2 A rectangle has four right angles. Mark the right angles on the rectangle.



- 3 Alex and Jack are identifying right angles.



Alex

Both of the angles are right angles.



Jack

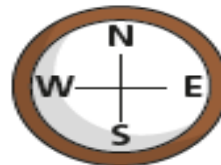
I disagree. The first one is a right angle but the second one is a left angle because it is on the left of the line.

Who do you agree with?
Talk about it with a partner.

- 4 Dexter is facing north. He turns a quarter turn.



This is the same as one right angle.



Do you agree with Dexter?
Talk about it with a partner.



- 5 Complete the sentences.

A quarter turn is equal to right angle.

A half turn is equal to right angles.

A three-quarter turn is equal to right angles.

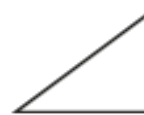
A full turn is equal to right angles.

- 6 Draw the right angles on each shape.

a)



c)



b)



d)



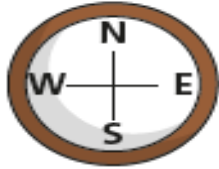
2/3 STAR TASK!

Right angles in shapes

- 4 Dexter is facing north.
He turns a quarter turn.



This is the same as one right angle.



Do you agree with Dexter?
Talk about it with a partner.

- 5 Complete the sentences.

A quarter turn is equal to right angle.

A half turn is equal to right angles.

A three-quarter turn is equal to right angles.

A full turn is equal to right angles.

- 6 Draw the right angles on each shape.

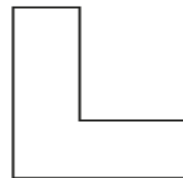


- 7 Look at the number of right angles in each shape.
Sort the shapes into the table.



0 right angles	1 right angle	2 right angles	3 right angles	4 right angles

- 8 Teddy and Whitney are identifying right angles.



I can see five right angles.



Teddy



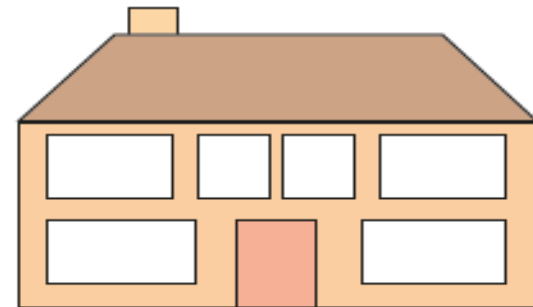
I can see six!

Whitney

Who do you agree with?
Draw on the shape to show your thinking.


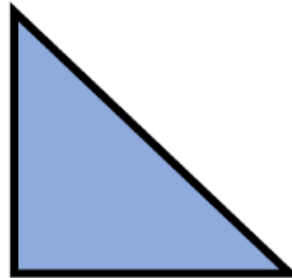

- 9 How many right angles can you find in the picture?

Create your own problem like this for a partner.



True or False ?


All of these shapes have right angles.



Reading:

Objective: To justify my ideas using the text.

Read Chapter 1... School's Out!



Think about what George should do next. Choose A, B or C.

1* - Explain why you think George should do your chosen option.

2/3* - Explain why you think George should do your chosen option. Answer the questions in the box to develop your thoughts. Aim for at least a paragraph.

3* Extra Challenge. Find quotes in the chapter to support your ideas.

What should George do?

A

Become friends with the dragon and give it a name

Do you think the dragon is real or part of George's imagination? Or perhaps it is something else? Do you think George could become friends with it? It looks like him and enjoys playing games!

B

Try to get rid of the dragon

How do you think George could get rid of the dragon? Could he tempt it outside with some pizza or pretend it is part of a game? And how do you think it got into his bedroom in the first place?

C

Tell his mum and try to convince her the dragon is real

George's mum hasn't been in the story very much so far and seems to be working all the time. Do you think she will listen to George? Do you think she will be able to see the dragon?

Chapter 1

School's Out!

“See you soon, George,” called Ajay.

“Sure,” I mumbled.

I couldn't wait to get home. I walked out of school with barely a word to anyone. Not that anyone really spoke to me. It was the summer holidays. I had weeks ahead of me to do just what I wanted. And what I wanted was non-stop gaming. My mum had told me that I could order pizza tonight. Pizza and gaming. Life was sweet.

When I arrived home, I changed out of my school clothes into my pyjamas. They had a picture of a slice of pepperoni pizza on the front. I closed the curtains and threw myself onto my bed.

It was the best night ever. Gaming, pizza, gaming, staying up late, gaming, more pizza, gaming, gaming, gaming.

* * *

The next morning, I was rudely woken by my mum.

“You want a hot chocolate?” she asked, peering round the door.

I groaned when I looked at the clock. 11:30.

“It's late. I thought I'd better get you up. Hot chocolate?”

I mumbled a reply to say that I would like a hot chocolate.

My mum said something, then picked up the empty pizza box and went off to make my drink.

I picked up the controller from the floor. It must have dropped there when I fell asleep. *What time was that?* I had no idea. Not that it mattered. I continued the game where I had left it. A hot chocolate was delivered to me, then I began my day of non-stop gaming.

My mum brought me a breakfast/lunch, then went downstairs to work. The day drifted into evening, but I didn't really notice. My curtains stayed closed. I stayed in my pyjamas. The controller stayed in my hands. Occasionally, my mum interrupted me by saying something like:

“I wish you'd get dressed.”

Or, “Aren't you getting up today?”

I just mumbled some reply about tomorrow.

* * *

After a few days, I found that I kept losing in my game. It was really annoying. Surely I should be getting better with more practice, not worse? Ajay messaged me, but I ignored him. I had to sort out my gaming.

I couldn't really sleep though. I was staying up later and later. *Maybe that was the problem?* Even though I was tired, sleep just wouldn't come.

One night, after another day of gaming, I looked at myself in the bathroom mirror. I looked tired. There were dark circles under my eyes. My hair was a rat's nest.

When I returned to my bedroom, I gasped. Sitting on the floor, beside my bed, was a dragon. I rubbed my eyes. I must be dreaming. This was impossible!

The dragon wasn't scary. It was covered in green scales but wore pyjamas like mine, with the pepperoni pizza picture bulging out over its belly. It looked like a cartoon dragon, with blunt horns, a long tail and small wings that stuck out from the back of the pyjamas.

The pyjamas weren't the only similarity between us. It had hair between its horns, and this was messy like mine. It even had bags under its eyes like it was really tired. It looked just like me.

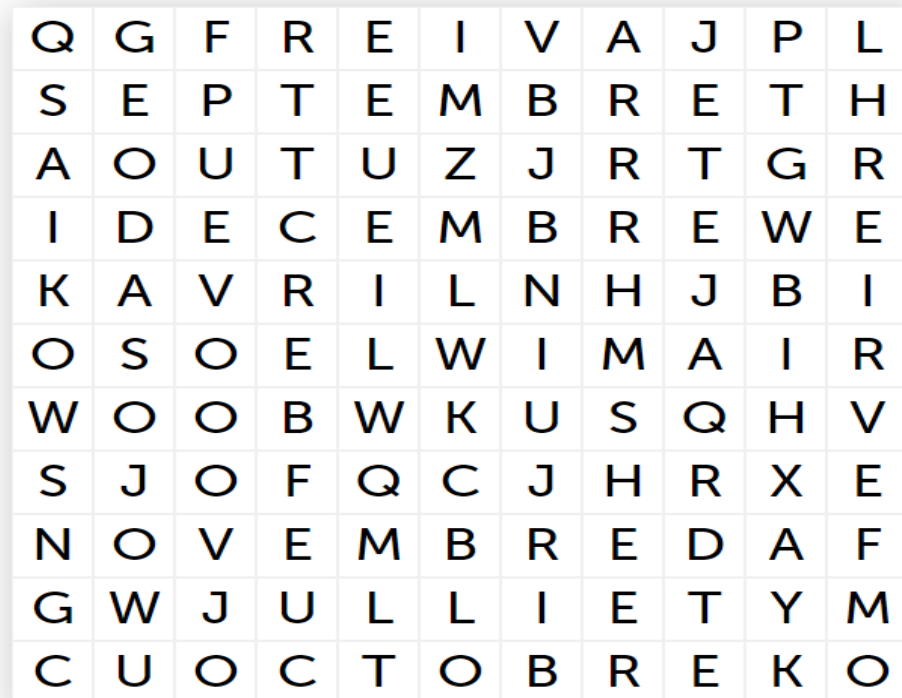
I rubbed my eyes again. I noticed that the dragon was holding two controllers. It offered one to me. Then the dragon smiled. The smile was filled with sharp, yellow teeth but seemed friendly enough. I stared in wonder.

Other:

Objective: To recall the months of the year in French.

Watch the following video to remind you of the months of the year in French!

<https://www.youtube.com/watch?v=qHFapUrSuVM>



Only select the first and last character of the word you found

Task...

See if you can identify the months of the year in this word search:

HINTS

AOUT

JUIN

MAI

DECEMBRE

JAVIER

OCTOBRE

AVRIL

JULIET

MARS






FEVRIER

NOVEMBRE

SEPTEMBRE

Match It!

Complete the months in French. Cut out each strip. Put them in front of you on your desk in calendar starting with January. Glue them in this order in your book. Which months are missing? Colour in the crown next to your birthday month.

Nov.....	
Av.....	
Jan.....	
Juil.....	
Octo.....	
Fév.....	