

Year 3 Home School Provision Daily Pack Wednesday 20th January NJS's European Day of Languages

Welcome to today's home learning pack – today we will be celebrating different languages spoken across Europe, with several activities linked to languages, including French.

Although officially, European Day of Languages was in September last year, we thought it would be nice to raise its profile today.

In this pack, are some Language, Art, Design & Technology and Geography activities, mostly linked to language learning.

We have also included several, simple maths activities linked to language, but also included the usual Maths lesson work linked to this week's focus of study - measurement. You can choose which activities you would like to do for Maths.

Please email NJS.Year3@taw.org.uk with any queries to share any work and one of the Year 3 teachers will get back to you as soon as possible!

SALUT!

How many different ways can you find to say hello?

- In this activity, you will need to research as many different ways to say hello from the languages spoken in Europe as you can.

- Bulgarian
- Czech
- Danish
- Dutch
- English
- Estonian
- Finnish
- French
- German
- Greek
- Hungarian
- Irish
- Italian
- Latvian
- Lithuanian
- Maltese
- Polish
- Portuguese
- Romanian
- Slovak
- Slovene
- Spanish
- Swedish

- Bongu**
- Bonjour**
- Ciao**
- Dobar den**
- Dobroj tut**
- Dobrý den**
- Dzien dobry**
- Geia sou**
- Goddag**
- Haileo**
- Hallo**
- Hallo**
- Hej**
- Hello**
- Hola**
- Jó napot**
- Nazdar**
- Olá**
- Päivää**
- Sveiki**
- Sveiki**
- Tervist**
- Zhivjo**

Ciao!

Hola!

Bonjour!

Hello!



Hello

Hallo

Salut

Hola

Ciao

Olà!

Hej

Hallå

Hei

Sveiki

Tere

Ahoj

Bună

Szia

Përshëndetje

Γεια (Ya)

Здраво (Zdravo)

Zdravo

Здравствуйте (Zdravstvuyte)

Cześć

Здравей (Zdravej)

Merhaba

Добрий (Dobryj)

Helo

Dia dhuit

Hello

Hello

HELLO!

hello.

Revise your French greetings with me!
Remember these? Find a partner to practice with in class or at home, and have a short conversation, taking it in turns to speak each part. Can you do it from memory?

Using the French words opposite, try to have this conversation:

A: Hello!

B: Good day!

A: What are you called?

B: I am called (your name here!)

A: How are you?

B: I'm fine, and you?

A: I am okay.

B: See you soon.

A: Goodbye!

A: Salut!

B: Bonjour!

A: Comment t'appelles-tu?

B: Je m'appelle..(your name here!)

A: Comment ca va?

B: Ca va bien. Et toi?

A: Comme-ci, comme-ca.

B: A bientot!

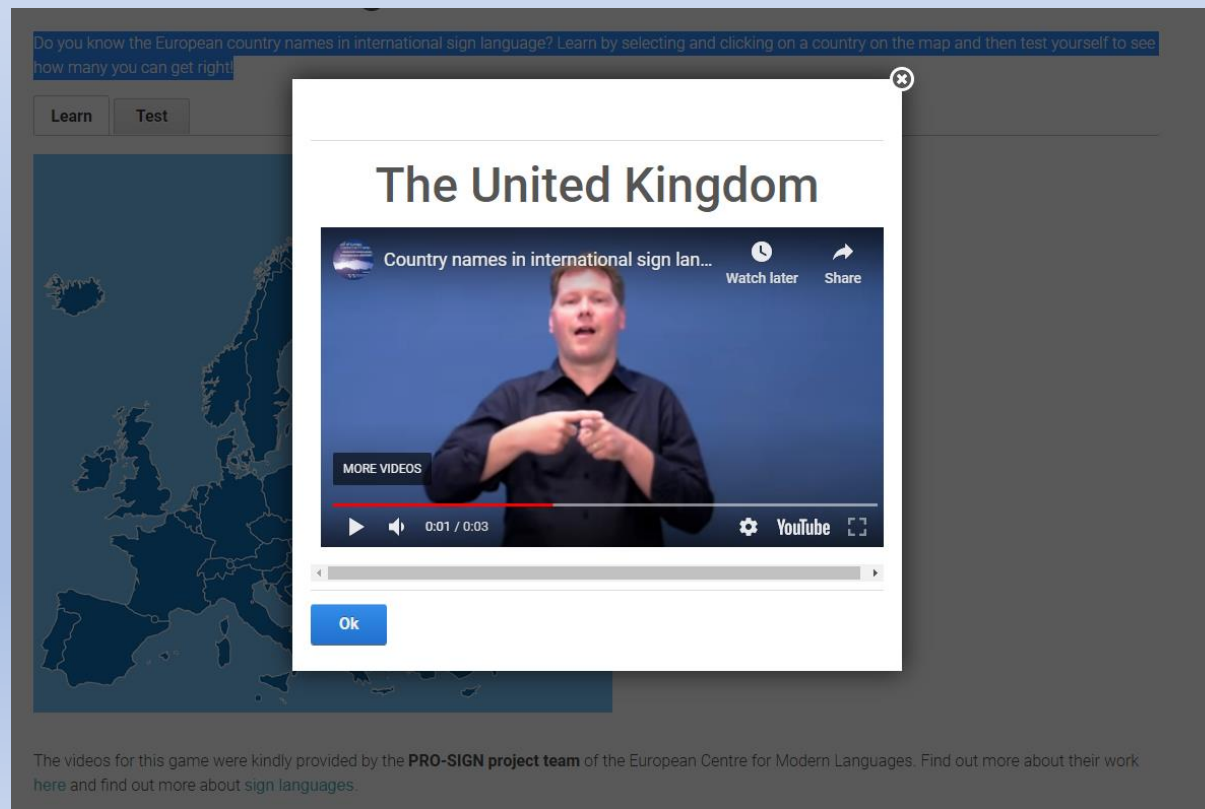
A: Au revoir!

Hello	Salut
Good day	Bonjour
Good Bye	Au revoir
See you soon	A bientôt
How are you?	Comment ça va ?
I am good/fine	Ça va bien
I am okay	Comme çi, comme ça
I am not good	Ça va mal
And you?	Et toi?
What are you called?	Comment t'appelles tu?
I am called	Je m'appelle

Sign Language Naming Game.

Do you know the European country names in international sign language? Learn by selecting and clicking on a country on the map and then test yourself to see how many you can get right!

Weblink to game: [Country Game \(ecml.at\)](http://ecml.at/CountryGame)



The screenshot displays the 'Country Game' interface. At the top, a blue banner contains the text: "Do you know the European country names in international sign language? Learn by selecting and clicking on a country on the map and then test yourself to see how many you can get right!". Below this banner are two buttons: "Learn" and "Test". The main area features a dark blue map of Europe. A white modal window is open over the map, titled "The United Kingdom". Inside the modal, there is a video player showing a man in a black shirt signing. The video title is "Country names in international sign lan...". The video player includes a progress bar at 0:01 / 0:03, a "Watch later" button, and a "Share" button. Below the video player is a blue "Ok" button. At the bottom of the page, there is a small text block: "The videos for this game were kindly provided by the PRO-SIGN project team of the European Centre for Modern Languages. Find out more about their work here and find out more about sign languages."

Maths –Numbers 1-10 wordsearch



French Numbers 0-10

z b c d e f g n i j u n
m é t p q r s e s v w x
y z r b c d h u i t i j
k l o o o p q f n t u d
w x i z a b c d k f g e
d j s l m n o p q r s e
i i w x y d e u x d e z
x h i j k l a n o n q r
s t u c a t y z a b c c
n e r f r j k l m n o i
q r s e w h e a t z a n
s e p t g h i j k l m q

The graphic includes a French flag in the top left and the Eiffel Tower in the bottom left. The title 'French Numbers 0-10' is written in a blue, bubbly font.

zéro

quatre

huit

un

cinq

neuf

deux

six

dix

trois

sept

If you are unable to print these, try creating your own version of a French word search, using the words above, or have a go at playing 'Onze' (see rules below)

Rules:

1. Starting on zero, each person takes turns to say up to three numbers in French. You can stop after saying one, two or three numbers.
2. Whoever says 'onze' is out!

Eg:

A: Un, deux, trois..

B: Quatre..

A: Cinq, six

B: Sept, huit, neuf...

A: Dix,...Onze! (A loses, because they landed on 'Onze')



Subtract / minus = 'moins' (mwan)

Add = plus (plooo)

equals = Égal (aygal)

How to play LOTO (Bingo):

Pick 5 numbers between 0-10. Write them down.

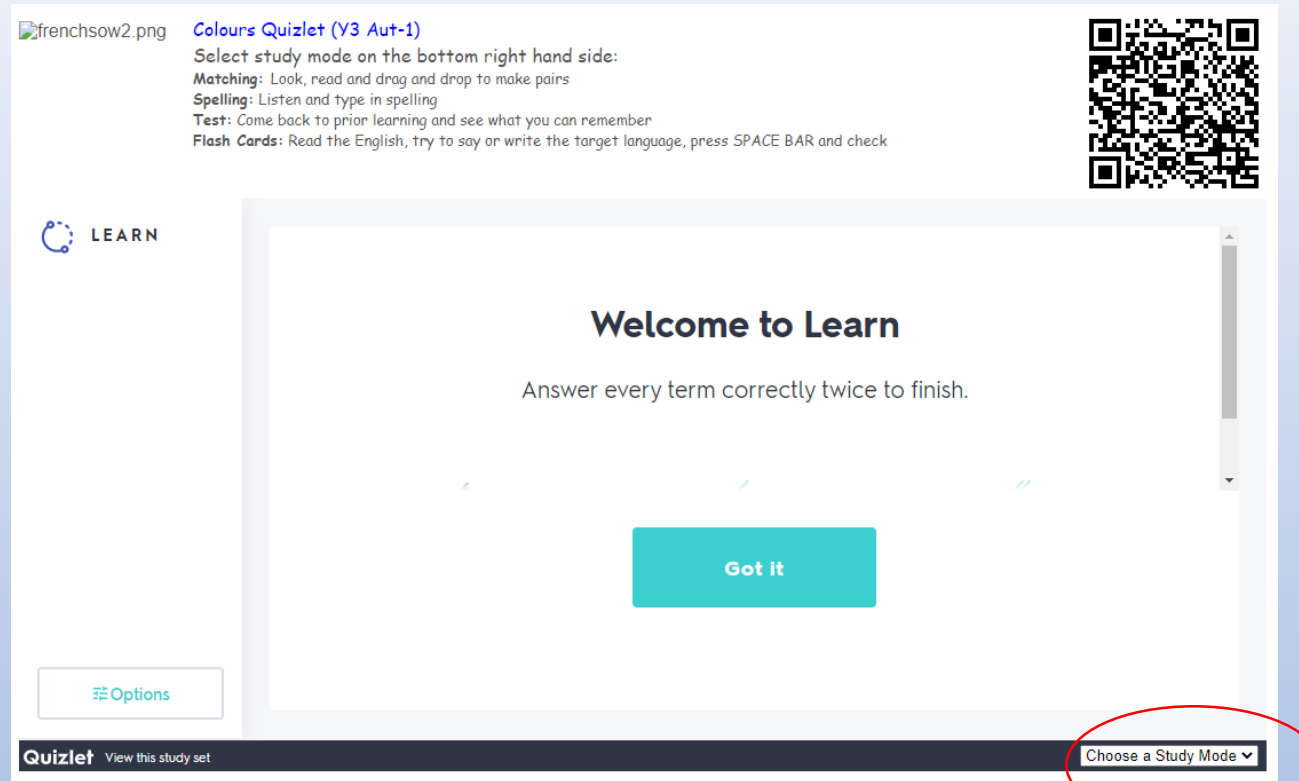
Listen to my voice as I read out a calculation in French, eg: six moins deux (6-2).

If you have the answer number, cross it off your list.

When you have crossed off all your numbers, shout, "LOTO!"

Number	French Spelling	Pronunciation
0	zéro	zay-roh
1	un	ahn
2	deux	duhr
3	trois	twah
4	quatre	katr
5	cinq	sank
6	six	seese
7	sept	set
8	huit	wheet
9	neuf	nurf
10	dix	deese

Let's review our memory of French colours. On this page is a QR code (the black dotty square.) Point a smart phone or device camera at these, and they should link to a website that allows you to play some self assessment games on French colours.



frenchsow2.png Colours Quizlet (Y3 Aut-1)

Select study mode on the bottom right hand side:

Matching: Look, read and drag and drop to make pairs

Spelling: Listen and type in spelling

Test: Come back to prior learning and see what you can remember

Flash Cards: Read the English, try to say or write the target language, press SPACE BAR and check

LEARN

Welcome to Learn

Answer every term correctly twice to finish.

Got it

Options

Quizlet View this study set

Choose a Study Mode

QR
code



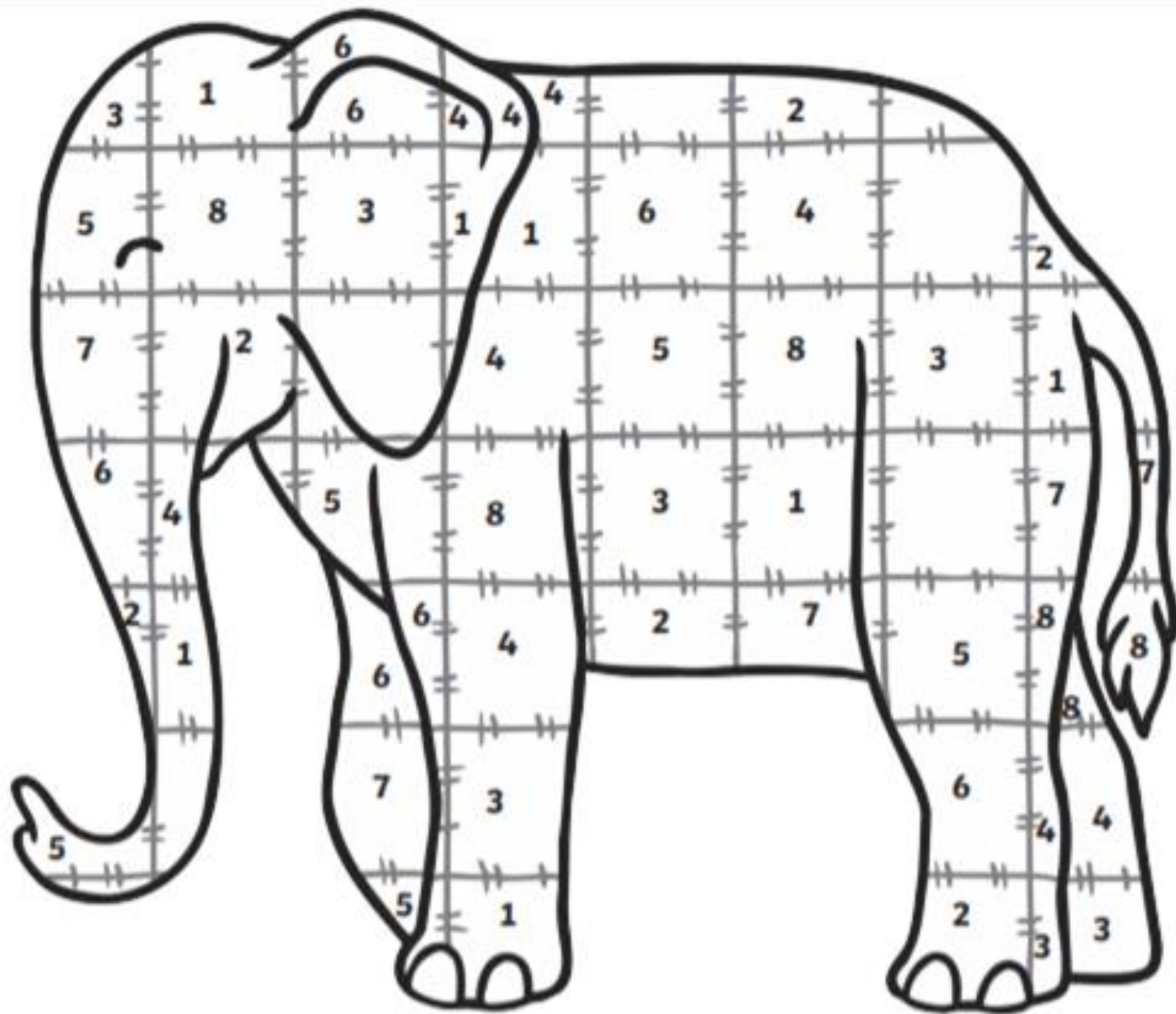
Click here to chose four types of game to practice your colours. Then try the test!

Maths –colour by number


Coloriage Magique

1 = rouge **2** = orange **3** = jaune **4** = vert


5 = bleu **6** = violet **7** = rose **8** = noir



ART / DESIGN & TECHNOLOGY



Lego
Eiffel
Tower



Picasso



Research famous European Paintings or Sculptures and recreate them to make your own masterpieces! Photos to the Year 3 email please!



Leaning tower of Pisa

The Mona Lisa

Which famous artist drew and painted this painting?

Where is it kept?

Who was she?

Which other famous paintings did he do?

Create your own Masterpiece!

Try the painting by numbers activity opposite, if you can print out the picture, or have a go online, using the following website below:

<https://www.online-coloring.com/coloring-page/mona-lisa-leonardo-da-vinci-103.html>




Illustration: Shutterstock © Mark Bell. All rights reserved.

1 If you like to color pictures while you're online, just Pick a color from the palette and then, click on the picture area you wish to color!

2 To undo your last action, click on the eraser icon. To clear the coloring page to start over, click and hold down on the eraser icon.

3 To print out a black and white coloring sheet, use the eraser to remove all the colors in the picture, and click the printer icon! Then, color it with your crayons or your paints!

KEY
1 = Dark Blue
2 = Light Blue
3 = Brown
4 = Light Brown
5 = Green
6 = Yellow





Make a salt dough map of Europe (or anything else you fancy!

[Salt Dough recipe \(from BBC Good Food website\)](#)

Makes 1 ball

Prep 10 minutes

Cook 3 hours

1 cupful of plain flour (about 250g)

half a cupful of table salt (about 125g)

half a cupful of water (about 125ml)

Method

1. Preheat the oven to its lowest setting and line a baking sheet with baking parchment.

2. Mix the flour and salt in a large bowl. Add the water and stir until it comes together into a ball.

3. Transfer the dough to a floured work surface and shape into your chosen model. You can roll it out and cut out shapes, numbers or letters using biscuit cutters, or make any kind of model you can think of. We made some fruit and veg shapes plus cupcakes for a teddy bear's picnic.

4. Put your finished items on the lined baking sheet and bake for 3 hrs or until solid.

5. Leave to cool and then paint.

I am ...



sásta

happus

mutlu

lykkelig

laimīgs

glad

šťastný

glücklich

gelukkig

feliz

happy

felic

hamingjúsamur

heureux

srečna

Mindfulness –

Can you create a poster about you, using one adjective? In French, the adjective ‘heureux’ means ‘happy’.

The different ways of saying this in other languages are shown here.

Write a positive poster about you using one adjective “I am ...”

TRAVEL JOURNAL



 **Spain** FACT FILE By Golden Carers

OFFICIAL NAME Kingdom of Spain
CAPITAL CITY Madrid
POPULATION Over 46 million (2019)
LANGUAGE Spanish, Catalan, Galician, Basque
CURRENCY Euro
GOVERNMENT Parliamentary Monarchy
MAJOR RELIGION Roman Catholic
BOARDS WITH Morocco, Andorra, France, Portugal, and Gibraltar
NATIONAL DAY October 12 (Fiesta Nacional de España)
GETTING TO SPAIN Spain lies in Southern Europe. A flight to Madrid takes roughly 2.5 hours from

ANIMALS IN SPAIN
Spain is home to some rare species of animals including the golden eagle, Eurasian brown



 **France** FACT FILE By Golden Carers

OFFICIAL NAME République Française
French Republic
CAPITAL CITY Paris
POPULATION Over 65 million (2020)
LANGUAGE French
CURRENCY Euro
GOVERNMENT Democratic Republic
RELIGION Roman Catholic
BORDERS WITH Germany, Spain, Switzerland, Italy, Belgium & Luxembourg.
NATIONAL DAY July 14 (Bastille Day)
FAMOUS FRENCH PEOPLE Joan of Arc *Saint*, Voltaire *Writer*, Claude Monet *Painter*, Napoleon

LEARN FRENCH
1 un, 2 deux, 3 trois, 4 quatre,
5 cinq, 6 six, 7 sept, 8 huit,
9 neuf, 10 dix



Geography/English- European Country fact finding poster

Your task is to create a fact file about a European country of your choice. Include pictures, traditions, flags, capital city.

Either print out and use, create your own, or copy and complete!

Country Factfile

Country Name

Capital City

Population

Continent

Bordering Countries

Bordering Seas or Oceans

Main geographical features (rivers, lakes, mountains, valleys, etc)

.....

.....

.....

.....

.....

.....

Languages Spoken

.....

Major Religions

.....

Draw your country's flag below:



Colour your chosen country in, for your fact file.





TONGUE TWISTERS!

Like English, most other languages have tongue twisters. From, ***'Around the rugged rock, the ragged rascal ran'***, to ***'red leather, yellow leather'***, one aspect of mastering a language is being able to master its tongue twisters. They are always decidedly odd sentences:

Let's warm up in our own language first...

Some short words or phrases 'become' tongue-twisters when repeated, a number of times fast (try it!):

- . **Thin Thing**
- . **French Friend**
- . **Red Leather, Yellow Leather**
- . **Unique New York**
- . **Sometimes Sunshine**
- . **Irish Wristwatch**
- . **Big Whip**

Now for some more testing tongue-twisters...

- How much wood would a woodchuck chuck if a woodchuck could chuck wood? A woodchuck would chuck all the wood that he could if a woodchuck could chuck wood!*
- Sister Sue sells sea shells. She sells sea shells on the seashore. The shells she sells are sea shells she sees. Sure, she sees shells she sells.**
- You've known me to light a night light on a light night like tonight. There's no need to light a night light on a light night like tonight, for a night light's a slight light on tonight's light night!**

Now try this!

- . **Combien de sous sont ces saucissons-ci? Ces saucissons-ci sont six sous (French):**
- . “How much are these sausages here? These sausages here are six cents”.

And these two gems!

- . **Als vliegen achter vliegen vliegen, vliegen vliegen vliegensvlug.**
- . (Dutch): "If flies fly behind flies, flies will fly like lightning".
- . **Zwei schwarze schleimige Schlangen sitzen zwischen zwei spitzen Steinen und zischen.**
- . (German): "Two black slimy snakes sit between two pointed stones and hiss".

Maths

To compare and order lengths using the same units or different units.

Introduction

Do you understand that $100\text{cm} = 1\text{m}$?

If there are 100 cm in 1 metre,
how many cm are there in 2 metres?

In 3 metres?

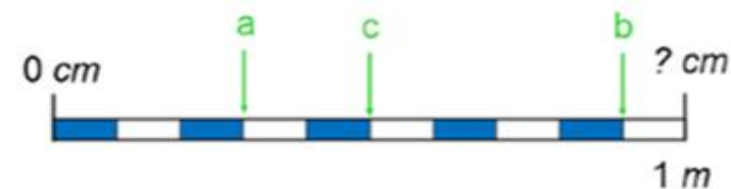
Can you explain how you would convert 205cm into metres?

What would you partition and why?

What about 154cm?

Why is it most effective to partition the hundred and then the tens and units?

1 Use the metre stick to help you fill in the blanks.



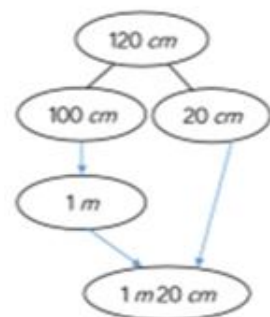
$1\text{m} = \underline{\quad}\text{cm}$ $a = \underline{\quad}\text{cm}$
 $b = \underline{\quad}\text{cm}$ $c = \underline{\quad}\text{cm}$

2 Can you match up the equivalent measurements?

100 cm	9 m
5 m	200 cm
300 cm	500 cm
2 m	1 metre
900 centimetres	3 m

3 Use this method to convert:


- 230 cm
- 470 cm
- 1 m and 60 cm
- 178 cm
- 569 cm



Activity for all:

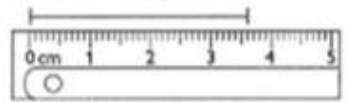
Rulers are used to measure the length of an object. The units of length are millimetres (mm), centimetres (cm) and metres (m).

wed
WNC 8 (all)



Example

Measure the length of this line.



The small gaps on this ruler show 1 mm.

The length of the line is **3 cm 6 mm**.

You can also write this as **3.6 cm**.

Set A

What length is each arrow pointing to?

①

②

③

Draw a line that is:

- ④ 6 cm long
- ⑤ 80 mm long

Find the missing numbers:

- ⑥ 1 m = cm
So 7 m = cm
- ⑦ 1 cm = mm
So 5 cm = mm

Which is bigger:

- ⑧ 6 cm or 6 m?
- ⑨ 54 cm or 45 cm?
- ⑩ 250 cm or 3 m?

Put these lengths in order, starting with the smallest:

- ⑪ 56 m 56 cm 56 mm
- ⑫ 4 m 350 cm 500 cm

Set B

Measure the length of these lines:

①

②

③

④

Find the missing numbers:

- ⑤ 2 m = cm
- ⑥ 8 cm = mm
- ⑦ 26 cm = mm
- ⑧ 90 mm = cm
- ⑨ 170 mm = cm
- ⑩ 5 m 20 cm = cm

Which symbol (< or >) should go in each box?

- ⑪ 200 cm 3 m
- ⑫ 640 mm 60 cm
- ⑬ 8 m 54 cm 6 m 90 cm
- ⑭ Put these lengths in order, starting with the smallest:
 8 m, 850 cm, 8 m 30 cm

Set C

Measure the longest side of these shapes:

①

②

③

④

Write these lengths in cm:

- ⑤ 190 mm
- ⑥ 15 m
- ⑦ $\frac{1}{2}$ m
- ⑧ 9 m 84 cm
- ⑨ 8 m 9 cm
- ⑩ 10 m 60 cm

Which length is the longest:

- ⑪ 200 cm or 20 m?
- ⑫ 590 cm or 5 m 9 cm?
- ⑬ 450 mm or 40 cm 6 mm?
- ⑭ A toy van is 9 cm long, a toy car is 85 mm long and a toy tractor is 8 cm 7 mm long. Put the toys in order of size, starting with the shortest.

- Set A – 1*
- Set B – 2*
- Set C – 3*

1 Complete the sentences.

Child	Height
Jasmine	109 cm
Ahmed	1 m 5 cm
Josh	135 cm
Kate	1m 50 mm

Jasmine is _____ than Josh.

Josh is _____ than Kate.

Ahmed is _____ than Jasmine.

Kate is _____ than Ahmed.

2 Four friends are building towers.
 Emma's tower is 22 cm and 7 mm
 Calvin's tower is 0 mm and 22 cm
 Laura's tower is 205 mm
 Saif's tower is 16 cm and 100 mm

Order the children's towers in descending order.

< < <

3 Using a ruler, measure the width of 5 different books to the nearest mm. Record your results in a table, then compare and order them.

Plenary

Max and Anna each have a skipping rope.



Anna

I have the longest skipping rope. Mine is $2\frac{1}{2}$ metres long.



Max

My skipping rope is the longest because it is 220 cm and 220 is a bigger number.

Who is correct? Explain your answer.